

Bathmood

Mirage Design Furniture



MIRAGE[®]
INSPIRING BETTER LIVING

Bathmood

Mirage Design Furniture

I campioni fotografati servono a dare un'idea indicativa del prodotto, colori e strutture non hanno nessun valore impegnativo.

The samples photographed are intended to give an approximate idea of the product; the colours and textures shown are not binding.

MIRAGE[®]
INSPIRING BETTER LIVING



> more than furniture

Con il progetto Bathmood, Mirage® esplora le potenzialità del grès porcellanato per offrire soluzioni di interior design perfettamente coordinabili con pavimenti e rivestimenti.

Linee essenziali e prestazioni tecniche d'eccellenza per applicazioni destinate a differenti tipologie di ambienti, sia in ambito residenziale che commerciale.

> EN

With the Bathmood project, Mirage® explores further possibilities of porcelain stoneware to offer interior design solutions that can be perfectly coordinated with floors and coverings.

Essential lines and excellent technical qualities for applications for different types of environment, both residential and commercial.

> DE

Mit dem Projekt Bathmood erkundet Mirage® die Ausdrucksmöglichkeiten von Feinsteinzeug, um Lösungen für die Innenarchitektur zu bieten, die sich perfekt auf Bodenbeläge und Wandverkleidungen abstimmen lassen.

Puristische Schlichtheit und ausgezeichnete technische Leistung für Anwendungen in verschiedenen Kontexten, sowohl im privaten als auch im gewerblichen Bereich.

> FR

Avec le projet Bathmood, Mirage® explore les potentialités du grès cérame pour offrir des solutions de design d'intérieur parfaitement coordonnables avec les sols et les revêtements.

Des lignes essentielles et des prestations techniques d'excellence pour des applications destinées à différentes typologies d'espace, dans un cadre résidentiel ou commercial.

> 中國

通过Bathmood系列，Mirage®探索了瓷质砖的表现潜力，以提供可与地砖和墙砖完美搭配的室内设计解决方案。

简洁、简约的线条以及出色的技术性能，可满足住宅和商业领域不同类型环境的应用需求。

monoblocchi
vanity units



top



top con
lavabo integrato
vanity top with
integrated
washbasin



> a complete range

Bathmood prevede una ricca
selezione di lavabi da appoggio o
freestanding, piatti doccia, specchi,
mobili contenitori e sedute, tutti
combinabili tra loro e disponibili in
molteplici dimensioni.

Un programma flessibile ed
in continua evoluzione, dove
le molteplici possibilità di
configurazione generano
composizioni praticamente
infinite e soluzioni specifiche
per ogni esigenza.

> EN

Bathmood offers a rich selection of leaning or freestanding washbasins, shower trays, mirrors, container furnitures and seats, all combinable between them and available in several sizes.

A flexible and continuously evolving programme, in which the multiple configuration possibilities generate practically infinite compositions and solutions specific for each need.

> DE

Bathmood umfasst eine reiche Auswahl an Aufsatz- oder freistehenden Waschbecken, Duschwannen, Spiegeln, Schränken und Sitzmöbeln, die alle miteinander kombiniert werden können und in verschiedenen Größen erhältlich sind.

Ein flexibles und sich ständig weiterentwickelndes Programm, bei dem die vielfältigen Konfigurationsmöglichkeiten praktisch unendliche Kompositionen und spezifische Lösungen für jeden Bedarf erlauben.

> FR

Bathmood prévoit une riche sélection de lavabos à poser ou autoportants, de receveurs de douche, de miroirs, de meubles de rangement et d'assise, tous combinables entre eux et disponibles en nombreuses dimensions.

Un programme flexible et en constante évolution, où les nombreuses possibilités de configuration génèrent des compositions pratiquement infinies et des solutions spécifiques pour toutes les exigences.

> 中國

Bathmood系列提供多种多样的台上盥洗盆或独立式盥洗盆、淋浴盆、镜子、储物柜和座椅，它们可以相互组合使用，并具有多种尺寸。这个灵活且不断发展的系列，配置变化多端，可进行几乎无限的组合和具体的解决方案，满足任何需求。

4

lavabi
d'appoggio
washbasins



pensili
wall units



piatti doccia
shower trays



termoarredi
radiators



specchi
mirrors



cassettiere
base units



sedute
seats



5

> endless possibilities

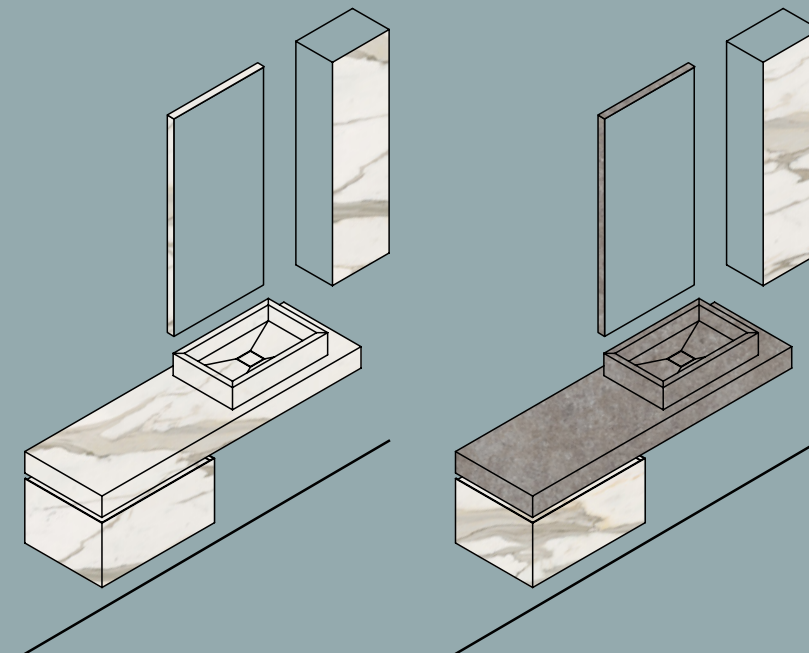
Una articolata gamma di colori, effetti e superfici, in grado di assecondare i gusti e le esigenze estetiche più diverse attraverso abbinamenti coordinati o contrasti mix&match.

> EN
A structured range of colours, effects and finishes, able to satisfy the most varied tastes and aesthetic needs through coordinated combinations or mix&match contrasts.

> DE
Eine umfassende Palette von Farben, Effekten und Oberflächen abgerundet, die durch koordinierte Kombinationen oder Mix&Match-Kontraste die unterschiedlichsten Vorlieben und ästhetischen Bedürfnisse erfüllen.

> FR
Une gamme complète de couleurs, d'effets et de surfaces, en mesure de satisfaire les goûts et les exigences esthétiques les plus diverses à travers des assortiments coordonnés ou des contrastes mix&match.

> 中國
丰富多样的颜色、效果和表面处理，可增强功能性设计，通过协调的组合或精致的混搭，可以满足最多样化的品味和审美需求。



> safe, hygienic, unique

Bathmood significa anche tutela del nostro benessere.

Il grès porcellanato Mirage è infatti un materiale salubre e sicuro, grazie alle caratteristiche proprie del prodotto e al suo ciclo di lavorazione.

Facile da pulire e anallergico, garantisce elevatissimi standard di igiene in quanto ostacola la proliferazione di batteri e non rilascia sostanze nocive per la salute (VOC Free).



Facile da pulire
Easy to clean



Non contiene allergeni
Does not contain Allergens



Inospitale per batteri
Hostile to bacteria



Non emette VOC
It does not release VOCs

> EN

Bathmood also means safeguarding our wellbeing. Mirage porcelain stoneware is, in fact, a healthy and safe material, thanks to the product's inherent characteristics and its processing cycle.

Easy to clean and hypoallergenic, it guarantees the highest standards of hygiene as it blocks the proliferation of bacteria and doesn't release substances harmful to health (VOC Free).

> DE

Bathmood bedeutet aber auch, unser Wohlbefinden zu schützen. Das Feinsteinzeug von Mirage ist nämlich, dank der besonderen Eigenschaften des Produkts und seines Verarbeitungszyklus, ein gesundes und sicheres Material. Es ist leicht zu reinigen und hypoallergen und garantiert sehr hohe Hygienestandards, da es die Vermehrung von Bakterien hemmt und keine gesundheitsschädlichen Stoffe freisetzt (VOC-frei).

> FR

Bathmood signifie également la protection de notre bien-être. Le grès cérame Mirage est en effet un matériau sain et sûr, grâce aux caractéristiques propres du produit et à son cycle de fabrication.

Facile à nettoyer et anallergique, il garantit des standards d'hygiène très élevés du fait qu'il empêche la prolifération des bactéries et n'émet pas de substances nocives pour la santé (VOC Free).

> 中國

Bathmood系列还意味着保护我们的健康和环境。由于产品的特性及其加工周期，Mirage瓷质砖实际上是一种健康安全材料。该系列的产品易清洁、防过敏，可确保最高的卫生标准，因为它可阻止细菌繁殖，并且不会释放有害健康的物质（不含挥发性有机化合物）。

> index

HOME design

monoblocchi vanity units



> **CLASSY**
pag. 16 | tech. details pag. 148



> **DELIGHT**
pag. 26 | tech. details pag. 150



> **FREEDOM**
pag. 34 | tech. details pag. 151



> **GLAD**
pag. 42 | tech. details pag. 152



> **GLAMOUR**
pag. 50 | tech. details pag. 154

top



> **HAPPINESS**
pag. 58 | tech. details pag. 155

top con lavabo integrato vanity top with integrated washbasin



> **JOY**
pag. 62 | tech. details pag. 156



> **JOY FLAIR**
pag. 66 | tech. details pag. 158



> **WISH**
pag. 70 | tech. details pag. 160

lavabi d'appoggio washbasins



> **FLAIR_UP ELLIPSE**
pag. 78 | tech. details pag. 162



> **FLAIR_UP GLOBE**
pag. 82 | tech. details pag. 163



> **ZENITH**
pag. 86 | tech. details pag. 164

> index

HOME design

pensili wall units



> **FUN**
pag. 90 | tech. details pag. 166



> **TIDY**
pag. 96 | tech. details pag. 167

piatti doccia shower trays



> **APPEAL**
pag. 100 | tech. details pag. 168

termoarredi radiators




> **BLAZE**
pag. 106 | tech. details pag. 172

sedute seats



> **STAY**
pag. 114 | tech. details pag. 177

specchi mirrors



> **BLISS**
pag. 102 | tech. details pag. 170

cassettiere base units



> **SERENITY**
pag. 110 | tech. details pag. 176

HO.RE.CA design

monoblocchi vanity units



> **GLAD HO.RE.CA**
pag. 120 | tech. details pag. 178


top con lavabo integrato vanity top with integrated washbasin



> **JOY HO.RE.CA**
pag. 130 | tech. details pag. 180

> HOME design

14



Un'ampia gamma di prodotti combinabili tra loro, progettati per soddisfare le esigenze personali e per trasformare il bagno in una vera e propria oasi di comfort e stile.

Bathmood HOME Design permette di creare un ambiente unico e personalizzato, dove ogni elemento può essere selezionato per soddisfare esigenze e desideri.

> EN

A wide range of products that can be combined with one another, design to meet particular needs and to turn the bathroom into an authentic oasis of style and comfort.

Bathmood HOME Design allows you to create a unique, custom setting, in which each element can be selected to meet your needs and desires.

> DE

Eine breite Palette von Produkten, die miteinander kombiniert werden können, um persönliche Bedürfnisse zu erfüllen und das Badezimmer in eine wahre Oase des Komforts und des Stils zu verwandeln.

Bathmood HOME Design ermöglicht es Ihnen, ein einzigartiges und persönliches Umfeld zu schaffen, in dem jedes Element nach Ihren Bedürfnissen und Wünschen ausgewählt werden kann.

> FR

Une vaste gamme de produits pouvant s'assortir entre eux, conçus pour satisfaire les exigences personnelles et pour transformer la salle de bains en une véritable oasis de confort et de style.

Bathmood HOME Design permet de créer un espace unique et personnalisé où chaque élément peut être sélectionné pour satisfaire les exigences et les désirs.

> 中國

产品种类繁多，可相互组合，旨在满足个人需求，将浴室打造成真正的舒适和时尚环境。

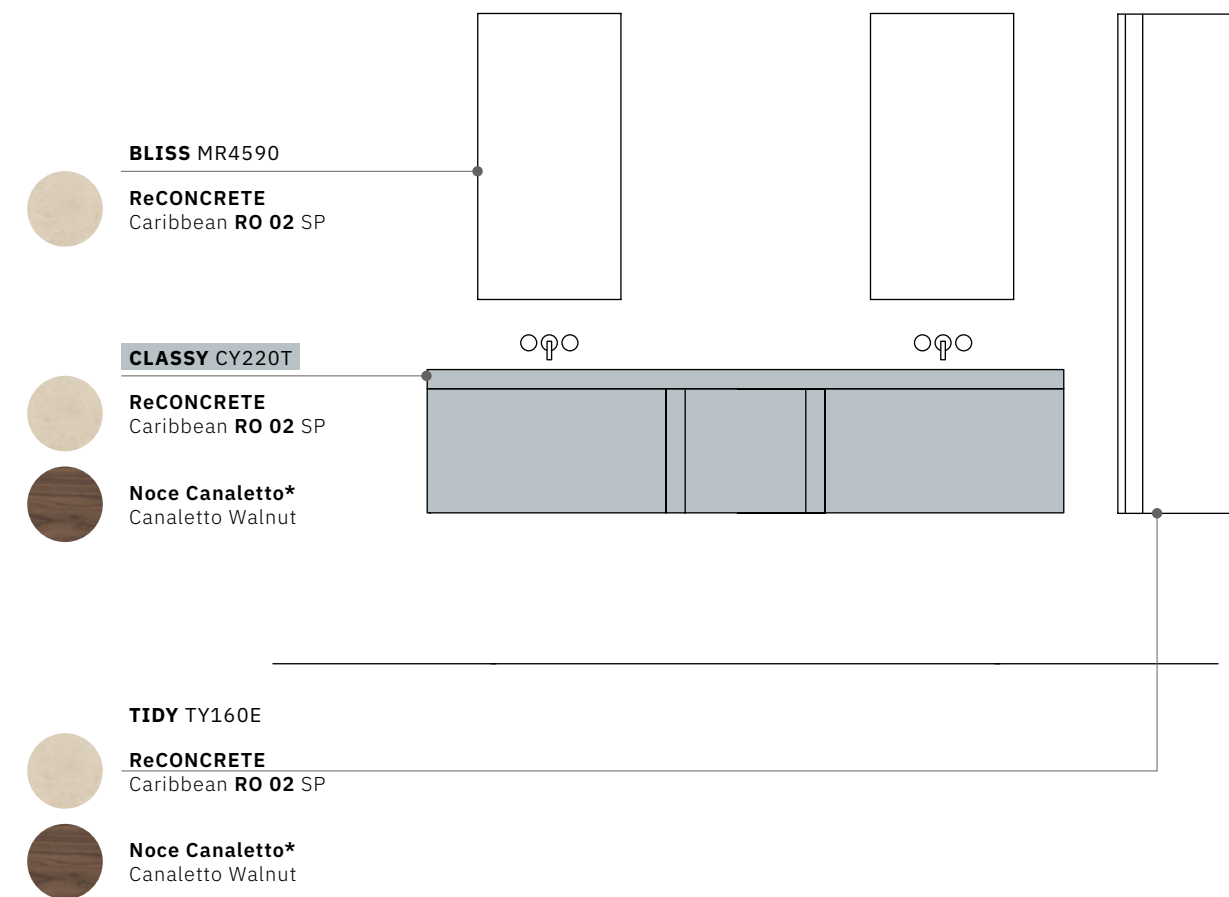
Bathmood HOME Design 允许您创建一个独特且个性化的环境，其中每个元素都可以选择以满足客户的需求和愿望。

15

COMPOSITION 01

> CLASSY

Monoblocco con lavabo integrato e cassettera in essenza legno
Vanity unit with integrated washbasin and wood veneer drawers



* Colorazione soggetta a variazione cromatica, caratteristica di pregio del legno naturale
Coloring is subjected to chromatic variation, characteristic of high-quality natural wood

Ogni elemento della composizione può essere acquistato singolarmente o in abbinamento e personalizzato con i prodotti Mirage*.
Each element of the composition can be purchased individually or to match, and can be produced with all the Mirage*.

18



19



> CLASSY

FINITURE IMMAGINE | PICTURE FINISHES

CLASSY > ReCONCRETE Caribbean RO 02 SP
Noce Canaletto | Canaletto Walnut

TIDY > ReCONCRETE Caribbean RO 02 SP
BLISS > ReCONCRETE Caribbean RO 02 SP

Floor > ReCONCRETE Terrazzo Caribbean RO 12 SP SQ
600x600 | 24"x24" | 8 mm

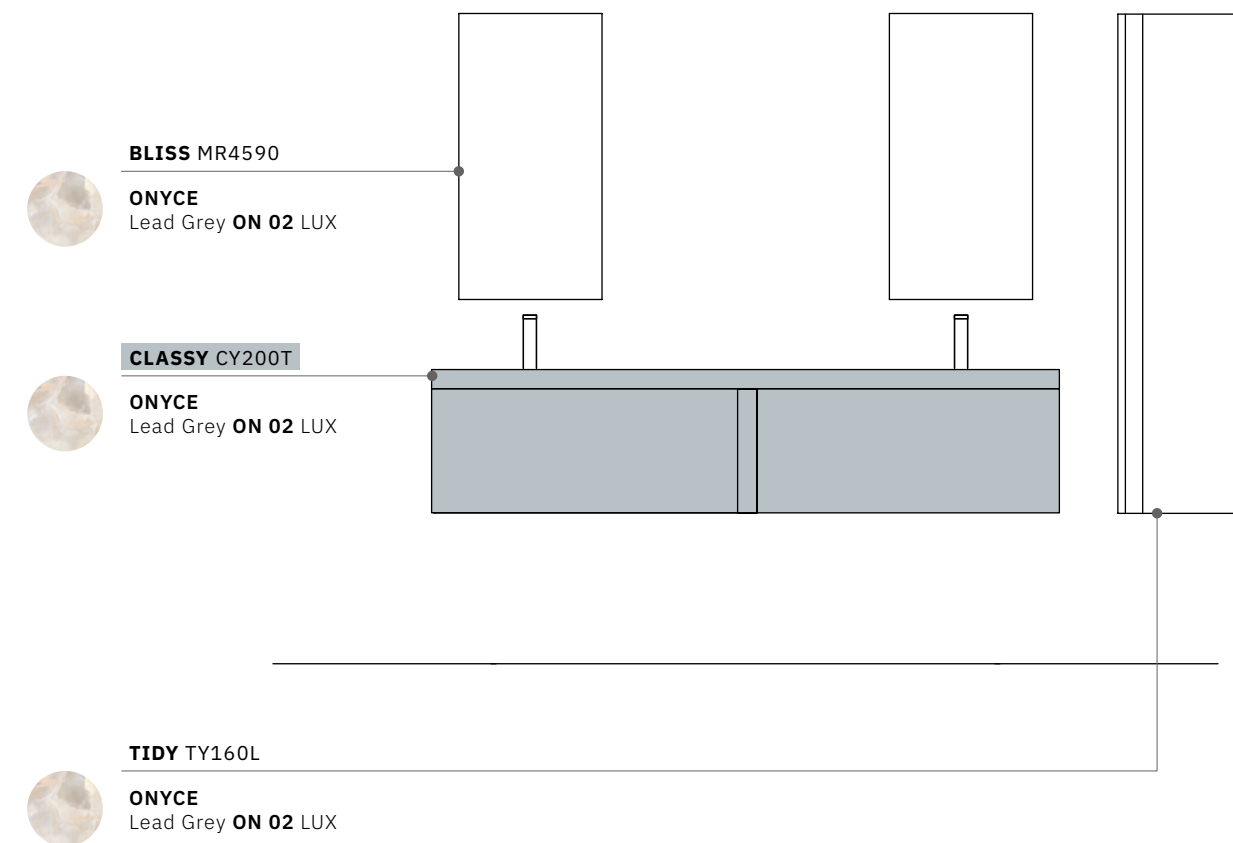
Wall > ReCONCRETE Caribbean RO 02 SP SQ
1200x2780 | 48"x110" | 6 mm

COMPOSITION 02

> CLASSY

Monoblocco con lavabo integrato e cassettera laccata RAL

Vanity unit with integrated washbasin and RAL-lacquered drawers



Ogni elemento della composizione può essere acquistato singolarmente o in abbinamento e personalizzato con i prodotti Mirage®.
Each element of the composition can be purchased individually or to match, and can be produced with all the Mirage®.

> CLASSY



FINITURE IMMAGINE | PICTURE FINISHES

CLASSY > ONYCE Lead Grey **ON 02** LUX

TIDY > ONYCE Lead Grey **ON 02** LUX

BLISS > ONYCE Lead Grey **ON 02** LUX

Floor > **GLOCAL** Brave **GC 17** SP SQ
1200x1200 | 48"x48" | 9 mm

Wall > **ONYCE** Lead Grey **ON 02** LUX SQ
1200x2780 | 48"x110" | 6 mm

24



25



FINITURE IMMAGINE | PICTURE FINISHES

CLASSY > **ONYCE** Lead Grey **ON 02** LUX

TIDY > **ONYCE** Lead Grey **ON 02** LUX

BLISS > **ONYCE** Lead Grey **ON 02** LUX

Floor > **GLOCAL** Brave **GC 17** SP SQ
1200x1200 | 48"x48" ± 9 mm

Wall > **ONYCE** Lead Grey **ON 02** LUX SQ
1200x2780 | 48"x110" ± 6 mm

> CLASSY

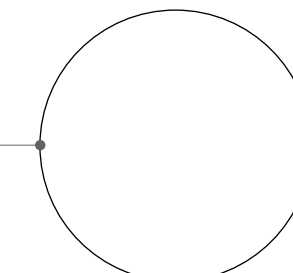
COMPOSITION 03

> DELIGHT

Lavabo ad appoggio freestanding con finitura essenza legno, anta apribile DX/SX

Freestanding washbasin with wood finish, right/left side door opening

BLISS MRØ90



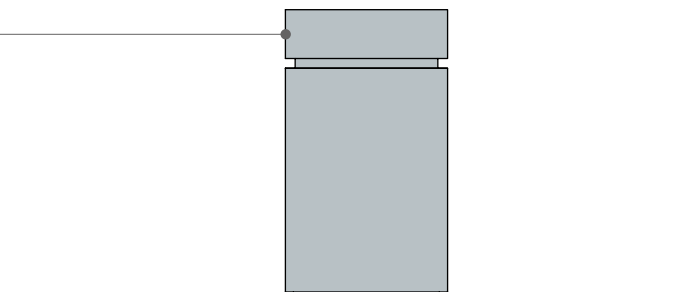
DELIGHT DLQ50R



VICEVERSA
Lino VV 06 SP



Rovere Termotrattato*
Heat-treated oak finish



* Colorazione soggetta a variazione cromatica, caratteristica di pregio del legno naturale
Coloring is subjected to chromatic variation, characteristic of high-quality natural wood

Ogni elemento della composizione può essere acquistato singolarmente o in abbinamento e personalizzato con i prodotti Mirage*.
Each element of the composition can be purchased individually or to match, and can be produced with all the Mirage*.

28



29



FINITURE IMMAGINE | PICTURE FINISHES

DELIGHT > VICEVERSA Lino VV 06 SP
Rovere Termotrattato | Heat-treated oak

Floor > DIJON Couches DJ 01 SP SQ
600x600 | 24"x24" | 9 mm
300x600 | 12"x24" | 9 mm
300x300 | 12"x12" | 9 mm

Wall > VICEVERSA Lino VV 06 SP
1200x2780 | 48"x110" | 6 mm

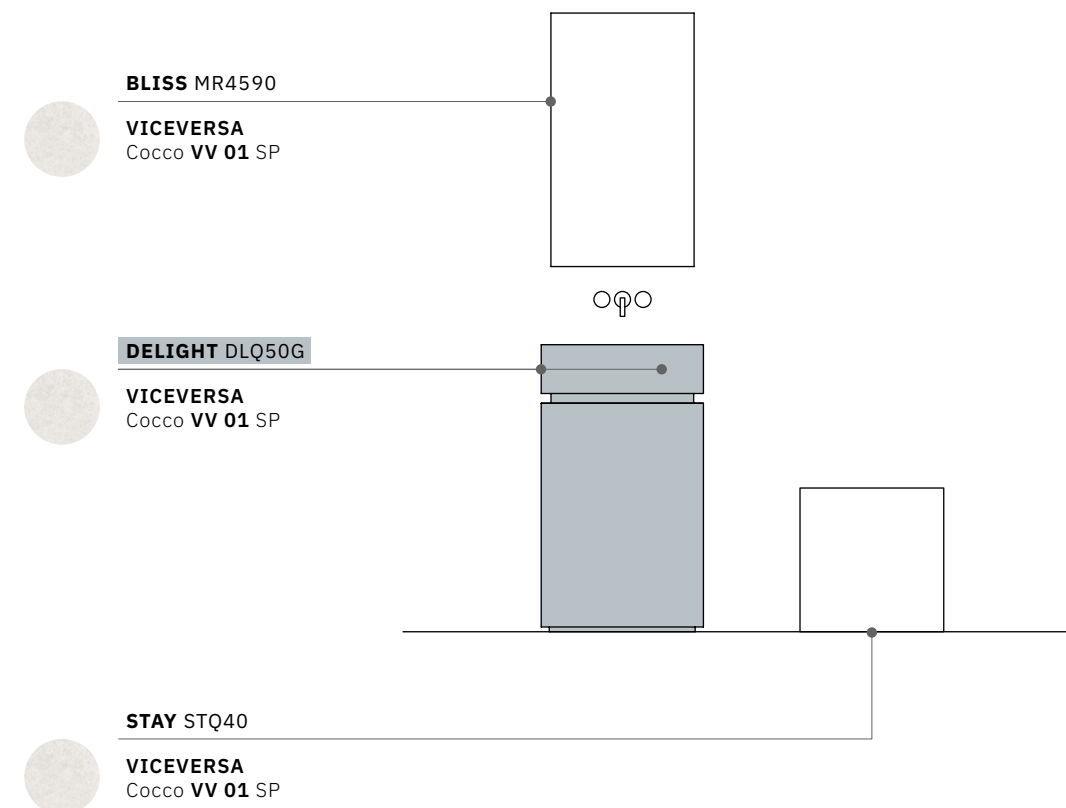
> DELIGHT

COMPOSITION 04

> DELIGHT

Lavabo ad appoggio freestanding con finitura in gres porcellanato, vano interno con ripiano ed anta apribile DX/SX

Freestanding washbasin with porcelain stoneware finish, internal compartment with shelf and right/left side door opening



Ogni elemento della composizione può essere acquistato singolarmente o in abbinamento e personalizzato con i prodotti Mirage®.
Each element of the composition can be purchased individually or to match, and can be produced with all the Mirage®.

32



> DELIGHT

FINITURE IMMAGINE | PICTURE FINISHES

- DELIGHT** > **VICEVERSA** Cocco **VV 01** SP
- BLISS** > **VICEVERSA** Cocco **VV 01** SP
- STAY** > **VICEVERSA** Cocco **VV 01** SP
- Floor** > **VICEVERSA** Corteccia **VV 08** SP SQ
1200x1200 | 48"x48" | 9 mm
- Wall** > **VICEVERSA** Cocco **VV 01** SP SQ
1200x2780 | 48"x110" | 6 mm

33



COMPOSITION 05

> FREEDOM

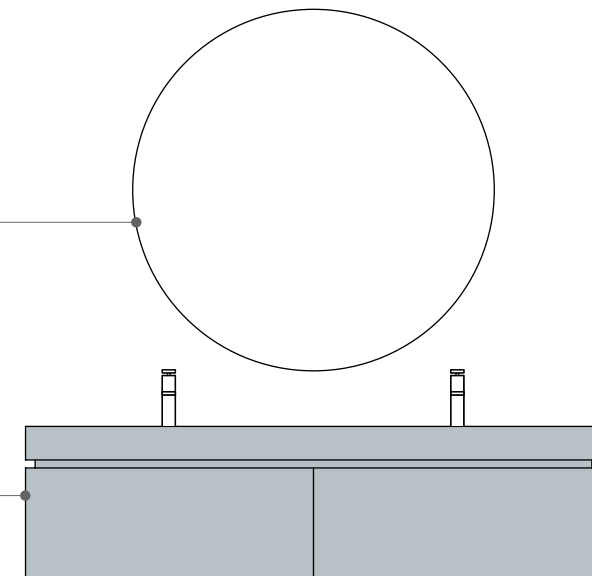
Monoblocco con lavabo integrato
Vanity unit with built-in washbasin



BLISS MR0110

FREEDOM FRD180

NYUMA
Talcum NY 05 SP



Ogni elemento della composizione può essere acquistato singolarmente o in abbinamento e personalizzato con i prodotti Mirage®.
Each element of the composition can be purchased individually or to match, and can be produced with all the Mirage®.

36



37



> FREEDOM

FINITURE IMMAGINE | PICTURE FINISHES

- FREEDOM** > **NYUMA** Talcum **NY 05** SP
- Floor** > **NYUMA** Parker **NY 04** NAT SQ
800x800 | 31½"x31½" | 9 mm
- Wall** > **NYUMA** Talcum **NY 05** SP SQ
1200x2780 | 48"x110" | 6 mm

COMPOSITION 06

> FREEDOM

Monoblocco con lavabo integrato
Vanity unit with built-in washbasin



BLISS MR0110

FREEDOM FRD180

ELYSIAN
Gris Catalan EY 04 SP

STAY STQ40

ELYSIAN
Gris Catalan EY 04 SP

> FREEDOM



40

41

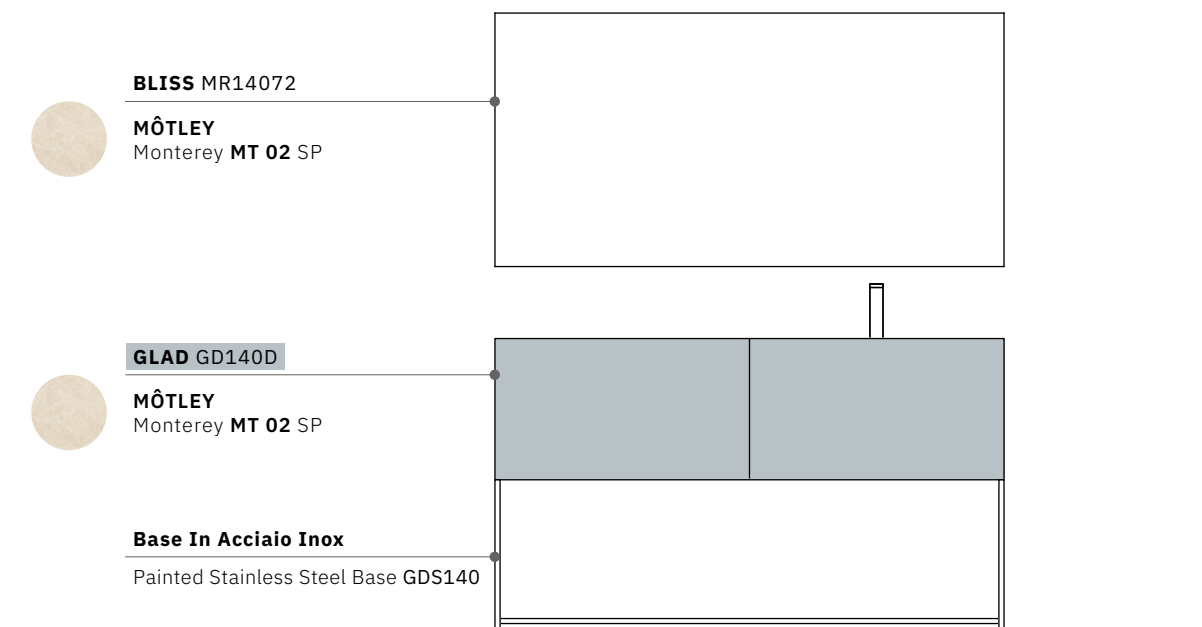
FINITURE IMMAGINE | PICTURE FINISHES

- FREEDOM** > ELYSIAN Gris Catalan EY 04 SP
- STAY** > ELYSIAN Gris Catalan EY 04 SP
- Floor** > NORR Hav RR 06 NAT SQ
600x1200 | 24"x48" | 9 mm
- Wall** > ELYSIAN Gris Catalan EY 04 SP SQ
1200x2780 | 48"x110" | 6 mm

COMPOSITION 07

> GLAD

Monoblocco con lavabo integrato
Vanity unit with built-in washbasin



Ogni elemento della composizione può essere acquistato singolarmente o in abbinamento e personalizzato con i prodotti Mirage*.
Each element of the composition can be purchased individually or to match, and can be produced with all the Mirage*.



44



45

FINITURE IMMAGINE | PICTURE FINISHES

- GLAD > MÔTLEY Monterey MT 02 SP
- BLISS > MÔTLEY Monterey MT 02 SP
- Floor > MÔTLEY Monterey MT 02 SP SQ
1200x1200 | 48"x48" ± 9 mm
- Wall > MÔTLEY Monterey MT 02 SP SQ
1200x2780 | 48"x110" ± 6 mm
MAND Terracotta MD 03 DAWN
300x450 | 12"x18"

> **GLAD**

COMPOSITION 08

> GLAD

Monoblocco con lavabo integrato
Vanity unit with built-in washbasin



BLISS MR4590

WANDERLUST
Agata Multicolor **WA 09 LUC**



GLAD GD140D

JOLIE
Pietra Grey **JL 06 SP**

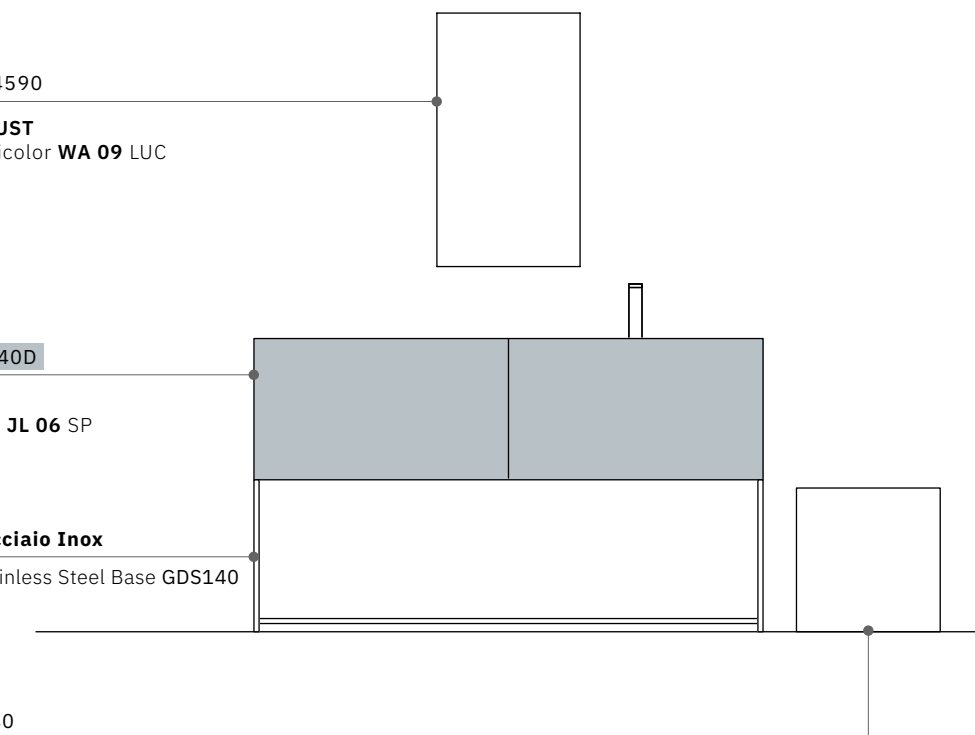
Base In Acciaio Inox

Painted Stainless Steel Base **GDS140**



STAY STQ40

WANDERLUST
Agata Multicolor **WA 09 LUC**



Ogni elemento della composizione può essere acquistato singolarmente o in abbinamento e personalizzato con i prodotti Mirage*.
Each element of the composition can be purchased individually or to match, and can be produced with all the Mirage*.



FINITURE IMMAGINE | PICTURE FINISHES

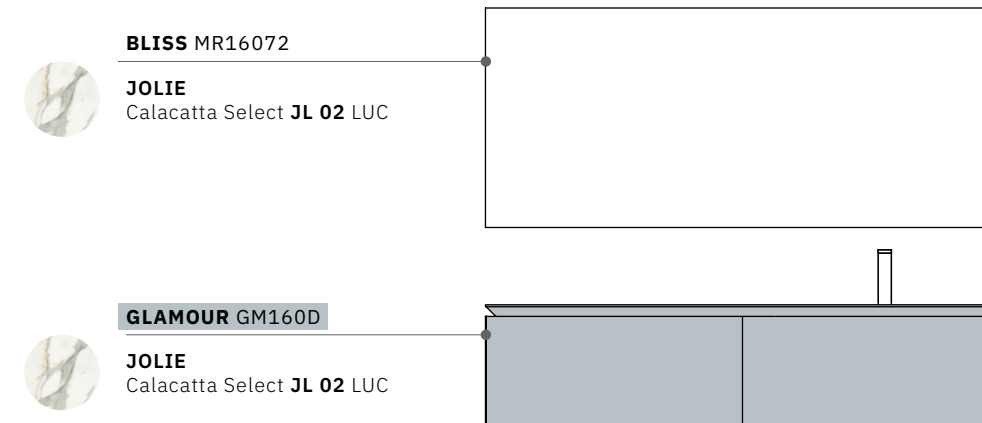
- GLAD** > JOLIE Pietra Grey JL 06 SP
- BLISS** > WANDERLUST Agata Multicolor WA 09 LUC
- STAY** > WANDERLUST Agata Multicolor WA 09 LUC
- Floor** > JURUPA Wild JP 05 NAT SQ
200x1200 | 8"x48" ± 9 mm
- Wall** > JOLIE Pietra Grey JL 06 SP
1200x2780 | 48"x110" ± 6 mm

> **GLAD**

COMPOSITION 09

> GLAMOUR

Monoblocco con lavabo integrato DX/SX
Vanity unit with built-in left/right washbasin



Ogni elemento della composizione può essere acquistato singolarmente o in abbinamento e personalizzato con i prodotti Mirage®.
Each element of the composition can be purchased individually or to match, and can be produced with all the Mirage®.



> GLAMOUR

FINITURE IMMAGINE | PICTURE FINISHES

GLAMOUR > **JOLIE** Calacatta Select **JL 02** LUC

BLISS > **JOLIE** Calacatta Select **JL 02** LUC

Floor > **JOLIE** Calacatta Select **JL 02** LUC SQ
800x800 | 31½"x31½" | 9 mm

Wall > **ELYSIAN** Beige Catalan **EY 03** SP SQ
1200x2780 | 48"x110" | 6 mm

COMPOSITION 10

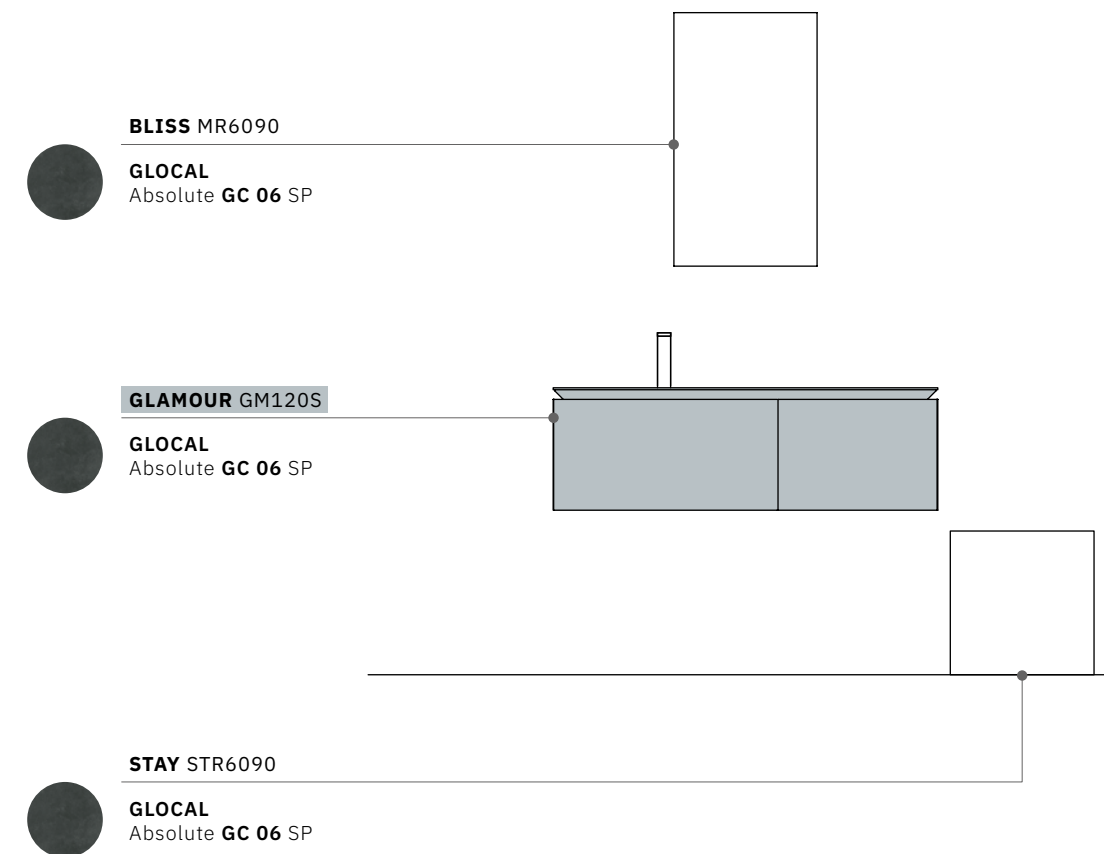
> GLAMOUR

Monoblocco con lavabo integrato DX/SX
Vanity unit with built-in left/right washbasin



54

55



Ogni elemento della composizione può essere acquistato singolarmente o in abbinamento e personalizzato con i prodotti Mirage®.
Each element of the composition can be purchased individually or to match, and can be produced with all the Mirage®.

> GLAMOUR



56

57

FINITURE IMMAGINE | PICTURE FINISHES

- GLAMOUR >** GLOCAL Absolute **GC 06** SP
- BLISS >** GLOCAL Absolute **GC 06** SP
- STAY >** GLOCAL Absolute **GC 06** SP
- Floor >** CLAY Calm **CL 01** SP SQ
1200x1200 | 48"x48" | 9 mm
- Wall >** CLAY Calm **CL 01** SP SQ
600x1200 | 24"x48" | 9 mm

COMPOSITION 11

> HAPPINESS

Top scatolare in gres porcellanato o essenza legno
Box-shaped top in porcelain stoneware or wood veneer

BLISS MR9072

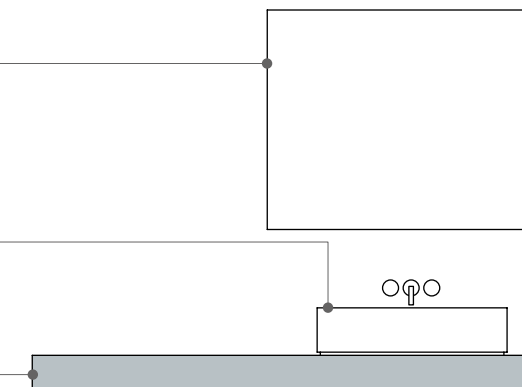
ReCONCRETE
Rice RO 01 SP

ZENITH ZE60L

ReCONCRETE
Rice RO 01 SP

HAPPINESS HPD180TE

ReCONCRETE
Rice RO 01 SP



Ogni elemento della composizione può essere acquistato singolarmente o in abbinamento e personalizzato con i prodotti Mirage®.
Each element of the composition can be purchased individually or to match, and can be produced with all the Mirage®.



> HAPPINESS

60



FINITURE IMMAGINE | PICTURE FINISHES

HAPPINESS > ReCONCRETE Rice RO 01 SP

BLISS > ReCONCRETE Rice RO 01 SP

Floor > GYLIANE Sawdust GY 02 SP SQ
200x1800 | 8"x71" | 9 mm

Wall > ReCONCRETE Rice RO 01 SP
1200x2780 | 48"x110" | 6 mm

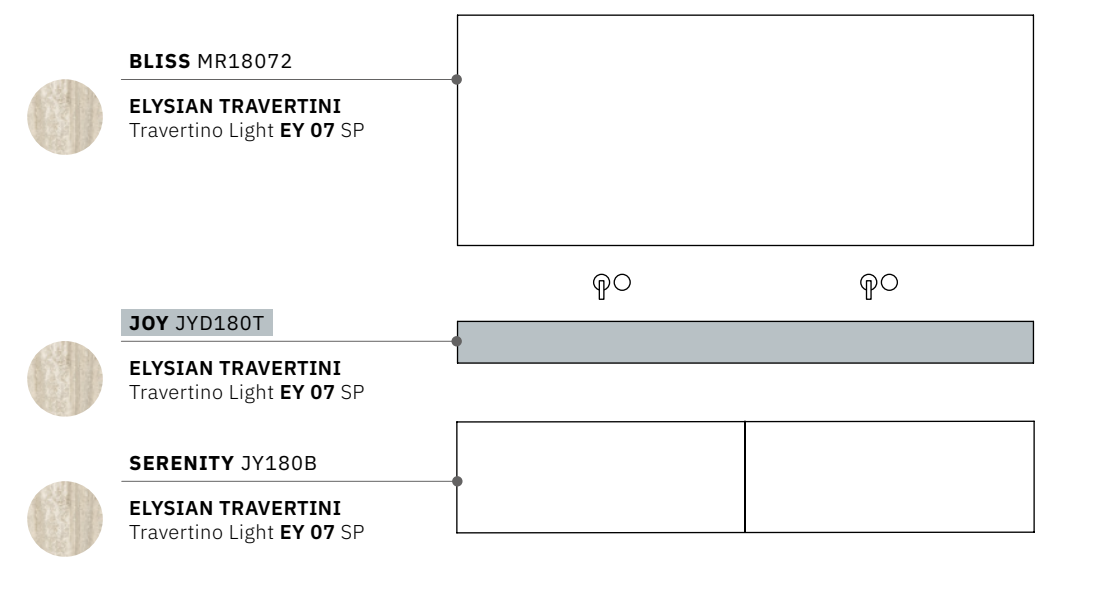
61



COMPOSITION 12

> JOY

Top scatolare con lavabo integrato
Vanity top with integrated washbasin



Ogni elemento della composizione può essere acquistato singolarmente o in abbinamento e personalizzato con i prodotti Mirage*.
Each element of the composition can be purchased individually or to match, and can be produced with all the Mirage*.



64

> **JOY**

FINITURE IMMAGINE | PICTURE FINISHES

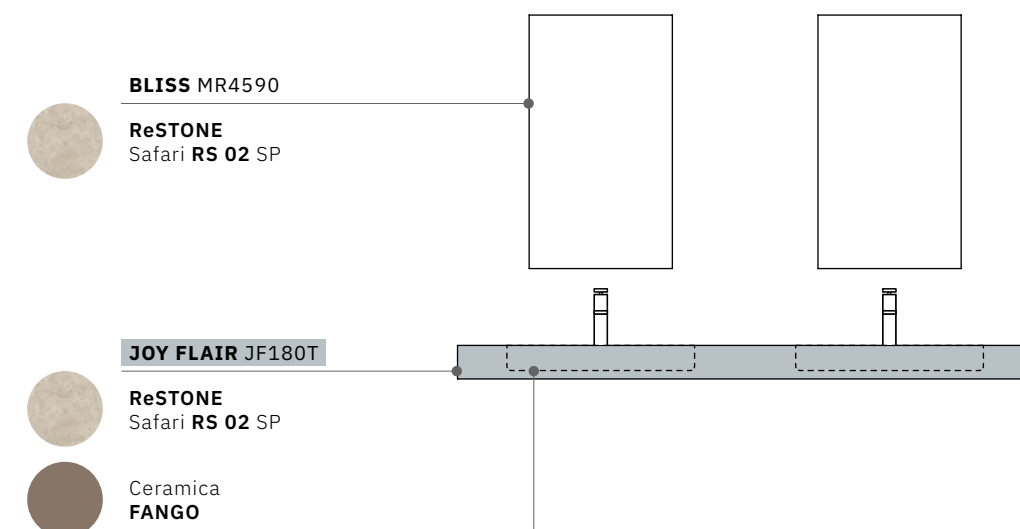
- JOY** > **ELYSIAN TRAVERTINI** Travertino Light **EY 07 SP**
- SERENITY** > **ELYSIAN TRAVERTINI** Travertino Light **EY 07 SP**
- BLISS** > **ELYSIAN TRAVERTINI** Travertino Light **EY 07 SP**
- Floor** > **GLOCAL Journey GC 13 SP SQ**
1200x1200 | 48"x48" | 9 mm
- Wall** > **ELYSIAN TRAVERTINI** Travertino Light **EY 07 SP SQ**
1200x2780 | 48"x110" | 6 mm
GLOCAL Skin Journey GC 13 SP SQ
1200x2780 | 48"x110" | 6 mm

65

COMPOSITION 13

> JOY FLAIR

Top scatolare con lavabo sottopiano integrato in ceramica
Box-shaped top with integrated under-counter ceramic washbasin



Ogni elemento della composizione può essere acquistato singolarmente o in abbinamento e personalizzato con i prodotti Mirage®.
Each element of the composition can be purchased individually or to match, and can be produced with all the Mirage®.



> JOY FLAIR

FINITURE IMMAGINE | PICTURE FINISHES

JOY FLAIR > ReSTONE Safari RS 02 SP
Fango

BLISS > ReSTONE Safari RS 02 SP

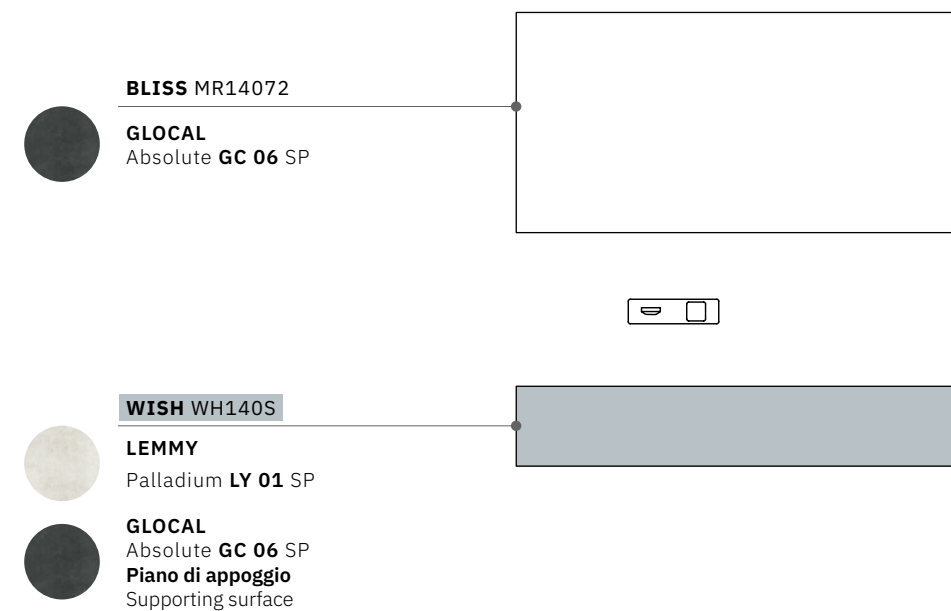
Floor > ReSTONE Safari RS 02 SP SQ
600x600 | 24"x24" ± 8 mm

Wall > ReSTONE Safari RS 02 SP SQ
1200x2780 | 48"x110" ± 6 mm

COMPOSITION 14

> WISH

Top scatolare con lavabo integrato
Vanity top with integrated washbasin



Ogni elemento della composizione può essere acquistato singolarmente o in abbinamento e personalizzato con i prodotti Mirage*.
Each element of the composition can be purchased individually or to match, and can be produced with all the Mirage*.



> WISH

- FINITURE IMMAGINE | PICTURE FINISHES**
- WISH** > **LEMMY** Palladium **LY 01** SP
GLOCAL Absolute **GC 06** SP
Piano di appoggio | Supporting surface
 - BLISS** > **GLOCAL** Absolute **GC 06** SP
 - Floor** > **NORR** Grus **RR 09** NAT SQ
1200x1200 | 48"x48" | 9 mm
 - Wall** > **NORR** Grus **RR 09** NAT SQ
1200x2780 | 48"x110" | 6 mm



COMPOSITION 15

> WISH

Top scatolare con lavabo singolo integrato e piano in appoggio laterale DX/SX

Box-shaped countertop with built-in single washbasin and right/left side supporting surface

BLISS MR14072

COSMOPOLITAN
Statuario Extra CP 01 LUC

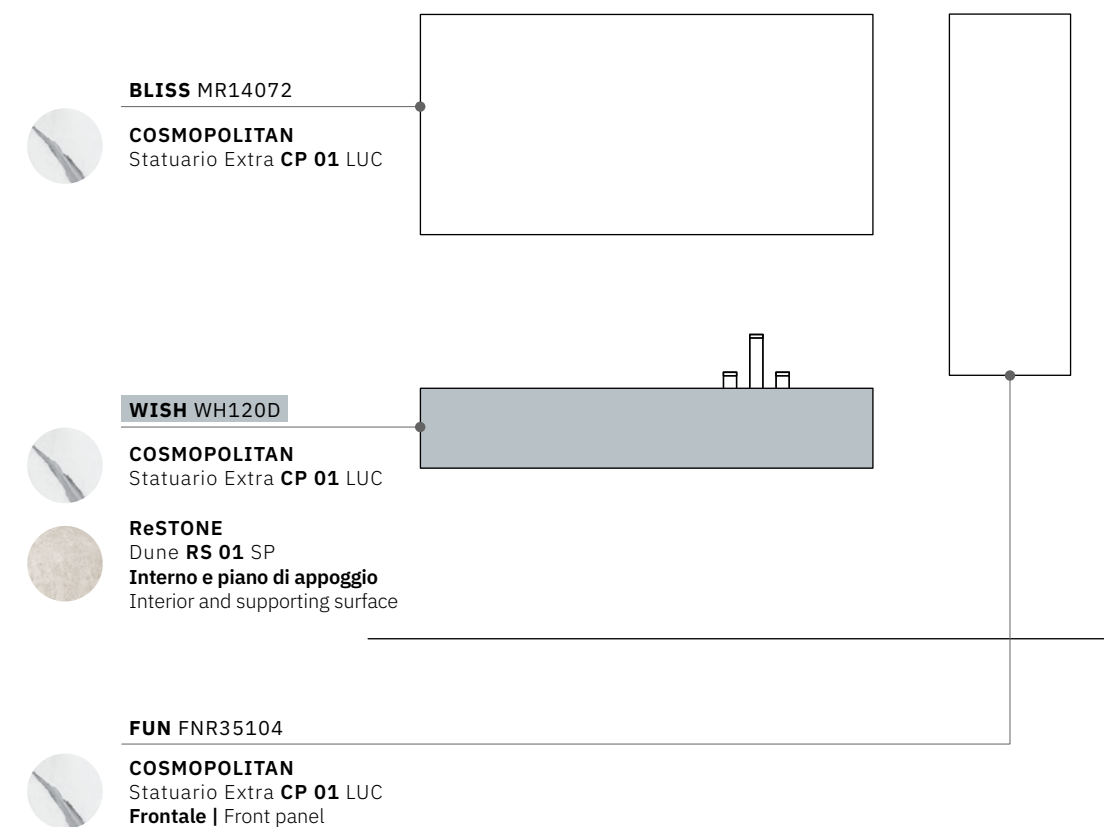
WISH WH120D

COSMOPOLITAN
Statuario Extra CP 01 LUC

ReSTONE
Dune RS 01 SP
Interno e piano di appoggio
Interior and supporting surface

FUN FNR35104

COSMOPOLITAN
Statuario Extra CP 01 LUC
Frontale | Front panel



Ogni elemento della composizione può essere acquistato singolarmente o in abbinamento e personalizzato con i prodotti Mirage®.
Each element of the composition can be purchased individually or to match, and can be produced with all the Mirage®.





> WISH

FINITURE IMMAGINE | PICTURE FINISHES

- WISH > COSMOPOLITAN** Statuario Extra **CP 01** LUC
ReSTONE Dune **RS 01** SP
Interno e piano di appoggio | Interior and supporting surface
- FUN > COSMOPOLITAN** Statuario Extra **CP 01** LUC
Frontale | Front panel
- BLISS > COSMOPOLITAN** Statuario Extra **CP 01** LUC

- Floor > ReSTONE** Dune **RS 01** SP SQ
600x600 | 24"x24" | 8 mm
- Wall > COSMOPOLITAN** Statuario Extra **CP 01** LUC
Bookmatch A+B 1200x2780 | 48"x110" | 6 mm

COMPOSITION 16

> FLAIR_UP ELLIPSE

Lavabo da appoggio in ceramica
Ceramic countertop washbasin



BLISS MR090

FLAIR_UP ELLIPSE FE62

BIANCO

HAPPINESS HP120T

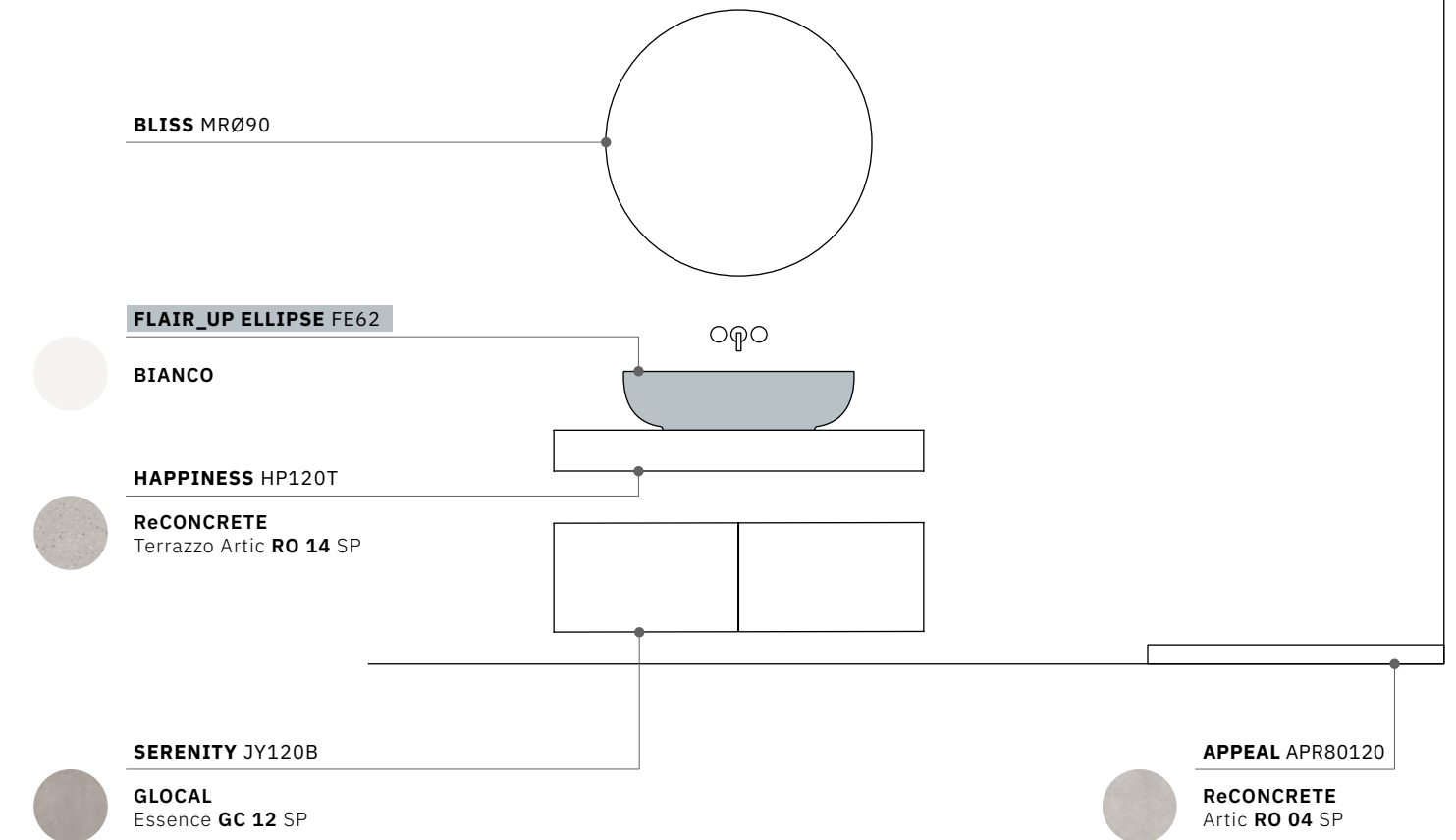
ReCONCRETE
Terrazzo Artic RO 14 SP

SERENITY JY120B

GLOCAL
Essence GC 12 SP

APPEAL APR80120

ReCONCRETE
Artic RO 04 SP



Ogni elemento della composizione può essere acquistato singolarmente o in abbinamento e personalizzato con i prodotti Mirage®.
Each element of the composition can be purchased individually or to match, and can be produced with all the Mirage®.

> **FLAIR_UP**
ELLIPSE



80

81

FINITURE IMMAGINE | PICTURE FINISHES

FLAIR_UP > **BIANCO**
ELLIPSE

HAPPINESS > **ReCONCRETE** Terrazzo Artico **RO 14** SP SQ

SERENITY > **GLOCAL** Essence **GC 12** SP

APPEAL > **ReCONCRETE** Artico **RO 04** SP

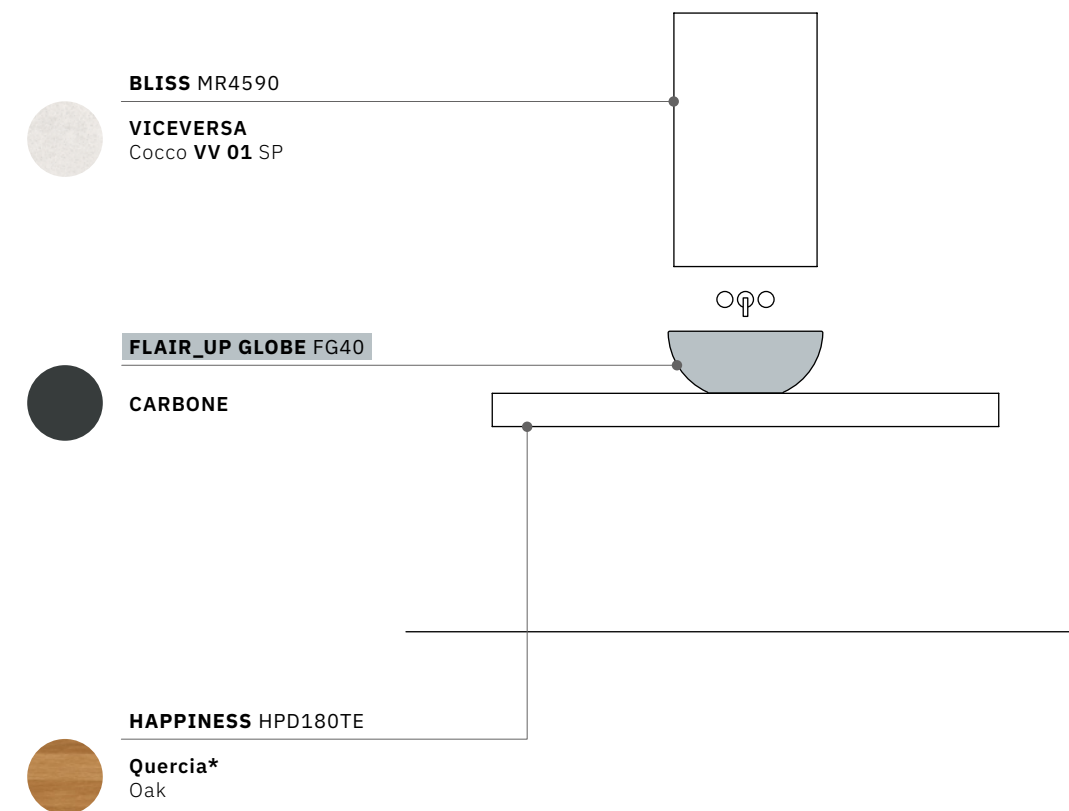
Floor > **ReCONCRETE** Artico **RO 04** SP SQ
1200x1200 | 48"x48" | 9 mm

Wall > **ReCONCRETE** Terrazzo Artico **RO 14** SP SQ
1200x2780 | 48"x110" | 6 mm

COMPOSITION 17

> FLAIR_UP GLOBE

Lavabo da appoggio in ceramica
Ceramic countertop washbasin



* Colorazione soggetta a variazione cromatica, caratteristica di pregio del legno naturale
Coloring is subjected to chromatic variation, characteristic of high-quality natural wood

Ogni elemento della composizione può essere acquistato singolarmente o in abbinamento e personalizzato con i prodotti Mirage*.
Each element of the composition can be purchased individually or to match, and can be produced with all the Mirage*.



**> FLAIR_UP
GLOBE**

FINITURE IMMAGINE | PICTURE FINISHES

**FLAIR_UP > CARBONE
GLOBE**

HAPPINESS > Quercia

BLISS > VICEVERSA Cocco VV 01 SP

Floor > IZUMI Miele Classico IZ 08 SP SQ
250x1500 | 10"x60" | 9 mm

Wall > PAPIER Maison Purple SP SQ
600x1200 | 24"x48" | 6 mm

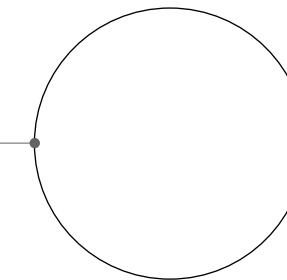
COMPOSITION 18

> ZENITH

Lavabo da appoggio
Countertop washbasin



BLISS MR090




ZENITH ZE60L

GLOCAL
Absolute GC 06 SP

HAPPINESS HPD160T


GLOCAL
Absolute GC 06 SP



SERENITY JY70B

GLOCAL
Absolute GC 06 SP

Ogni elemento della composizione può essere acquistato singolarmente o in abbinamento e personalizzato con i prodotti Mirage®.
Each element of the composition can be purchased individually or to match, and can be produced with all the Mirage®.



> ZENITH

FINITURE IMMAGINE | PICTURE FINISHES

ZENITH > GLOCAL Absolute GC 06 SP
HAPPINESS > GLOCAL Absolute GC 06 SP

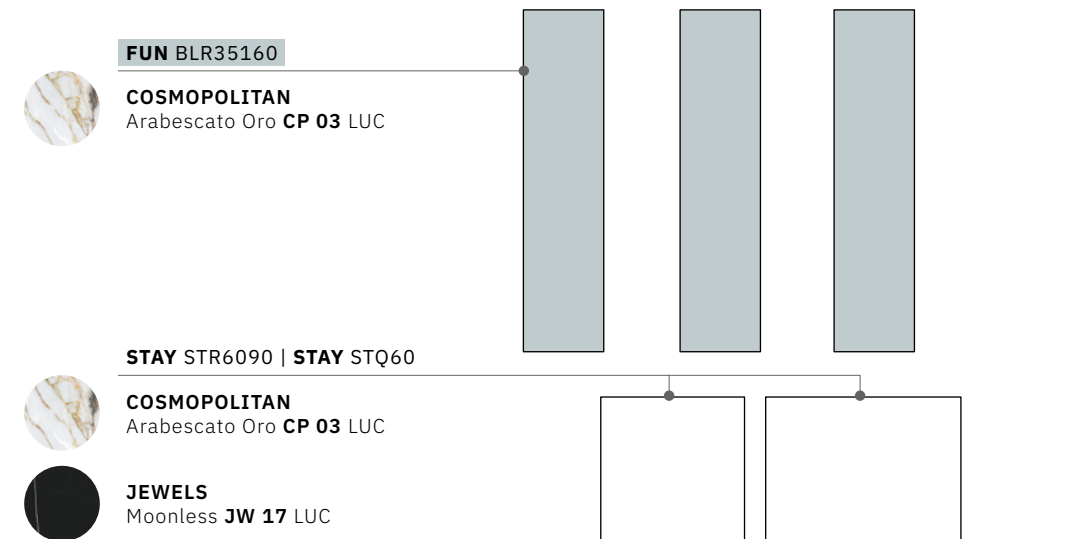
Floor > IZUMI Nocciola Classico IZ 05 SP SQ
 100x600 | 4"x24" | 9 mm

Wall > GLOCAL Absolute GC 06 SP SQ
 1200x2780 | 48"x110" | 6 mm



> FUN

Colonna con frontale in gres porcellanato e ripiani in cristallo
Column with front panel in porcelain stoneware and glass shelves



Ogni elemento della composizione può essere acquistato singolarmente o in abbinamento e personalizzato con i prodotti Mirage®.
Each element of the composition can be purchased individually or to match, and can be produced with all the Mirage®.

> **FUN**

92

93

FINITURE IMMAGINE | PICTURE FINISHES


- FUN** > **COSMOPOLITAN** Arabescato Oro **CP 03** LUC
- STAY** > **COSMOPOLITAN** Arabescato Oro **CP 03** LUC
> **JEWELS** Moonless **JW 17** LUC
- Floor** > **MÔTLEY** Rio **MT 01** SP SQ
1200x1200 | 48"x48" | 9 mm

> FUN

Colonna con frontale in gres porcellanato e ripiani in cristallo
Column with front panel in porcelain stoneware and glass shelves



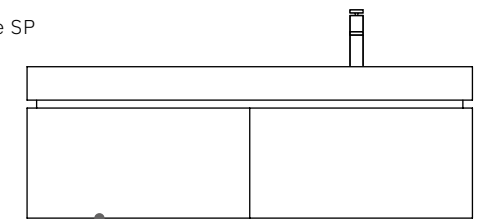
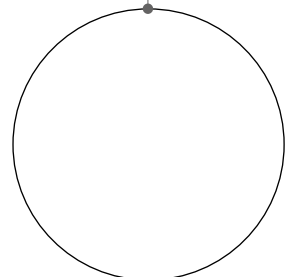
BLISS MR090



FUN FNR5052



PAPIER
Aquarelle Rose SP



FREEDOM FR140D



MOTLEY
Monterey **MT 02** SP

> TIDY

Pensile con inserto in gres porcellanato
Wall unit with porcelain stoneware insert

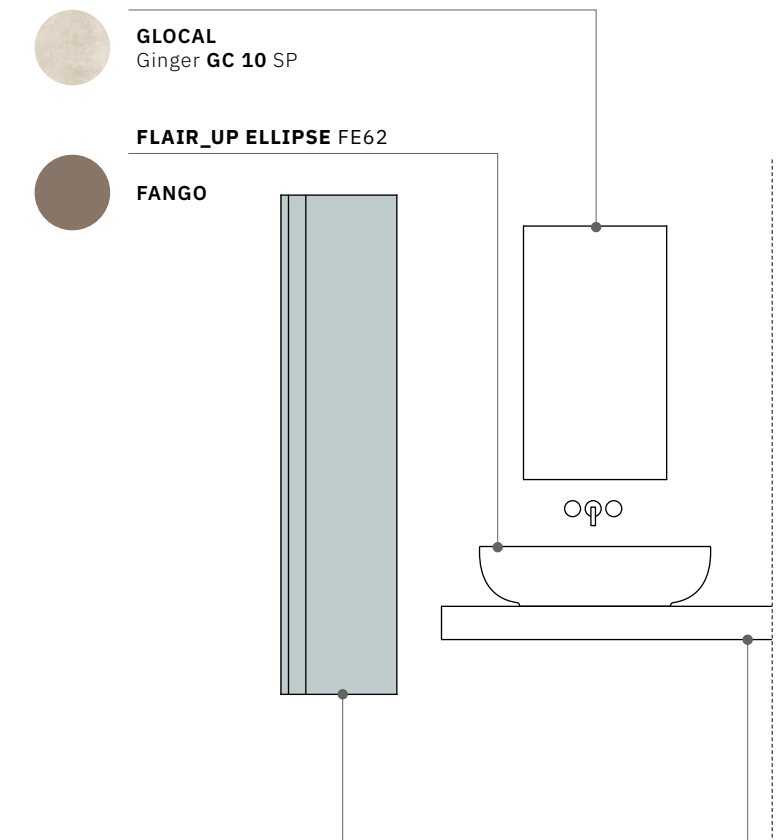


BLISS MR4580

GLOCAL
Ginger GC 10 SP

FLAIR_UP ELLIPSE FE62

FANGO



TIDY TY160E

GLOCAL
Ginger GC 10 SP

Noce Canaletto*
Canaletto Walnut

HAPPINESS HPD180T

GLOCAL
Lumina GC 18 SP

* **Colorazione soggetta a variazione cromatica, caratteristica di pregio del legno naturale**
Coloring is subjected to chromatic variation, characteristic of high-quality natural wood

Ogni elemento della composizione può essere acquistato singolarmente o in abbinamento e personalizzato con i prodotti Mirage*.
Each element of the composition can be purchased individually or to match, and can be produced with all the Mirage*.



> APPEAL

Piatto doccia con doga removibile
Shower tray with removable drain cover



BLISS MR7072



JEWELS
Statuario Lunensis
JW 12 LUC

JOY JY120TS



JEWELS
Statuario Lunensis
JW 12 LUC

APPEAL APR90120

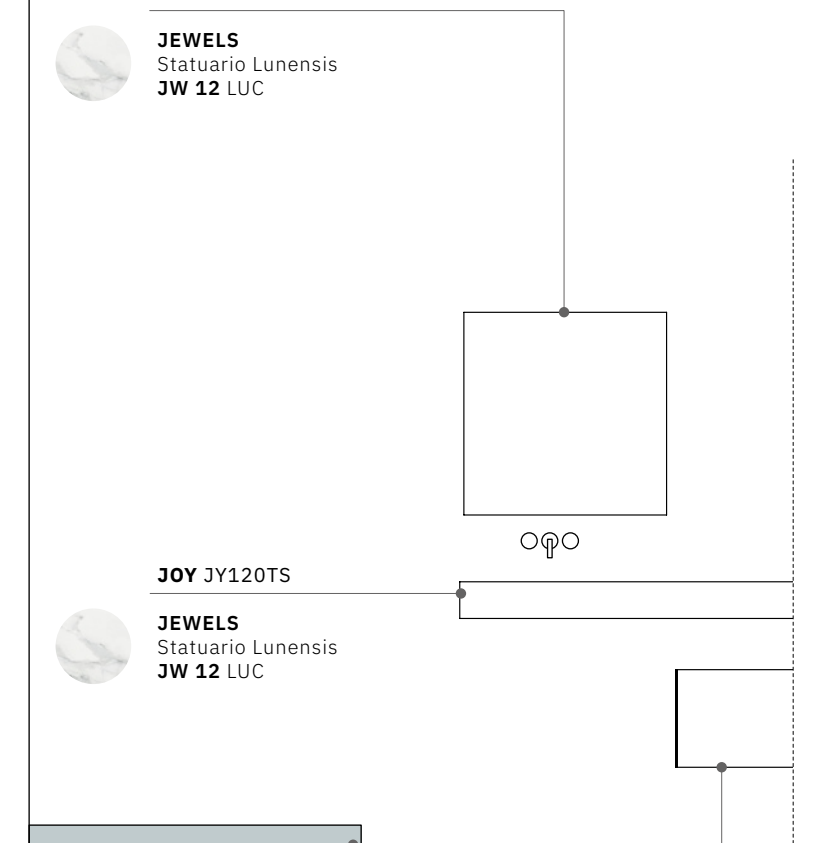


GLOCAL
Ideal GC 03 SP

SERENITY JY70B



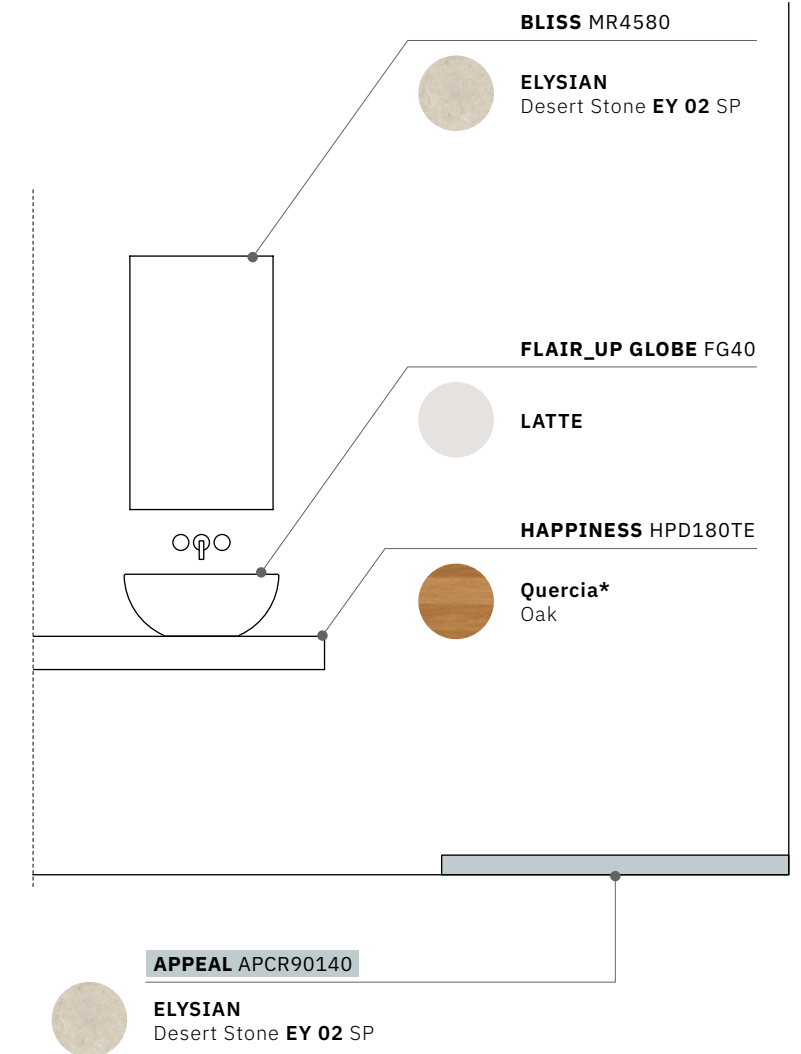
JEWELS
Statuario Lunensis JW 12 LUC





> APPEAL

Piatto doccia con scarico centrale
Shower tray with central drain



* Colorazione soggetta a variazione cromatica, caratteristica di pregio del legno naturale
Coloring is subjected to chromatic variation, characteristic of high-quality natural wood

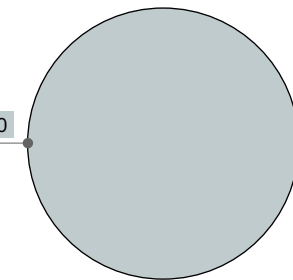
Ogni elemento della composizione può essere acquistato singolarmente o in abbinamento e personalizzato con i prodotti Mirage*.
Each element of the composition can be purchased individually or to match, and can be produced with all the Mirage*.

> BLISS

Specchio
Mirror



BLISS MR090




φ90

WISH WH140S

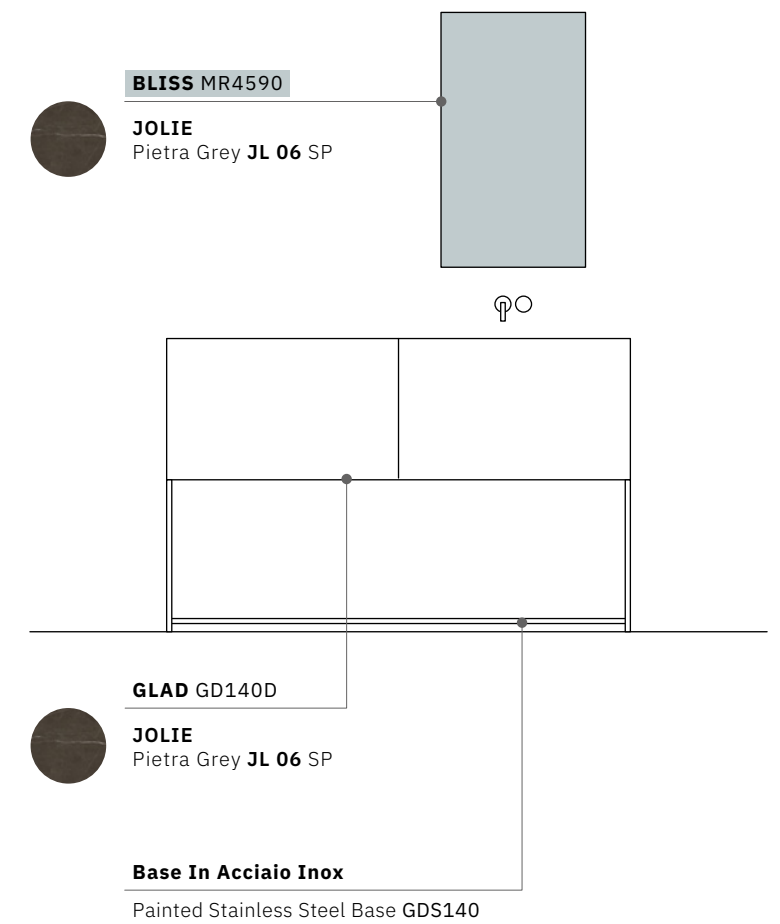
NORR
Öken RR 08 SP

NORR
Öken RR 08 SP
Piano di appoggio
Supporting surface



> BLISS

Specchio
Mirror



Ogni elemento della composizione può essere acquistato singolarmente o in abbinamento e personalizzato con i prodotti Mirage®.
Each element of the composition can be purchased individually or to match, and can be produced with all the Mirage®.

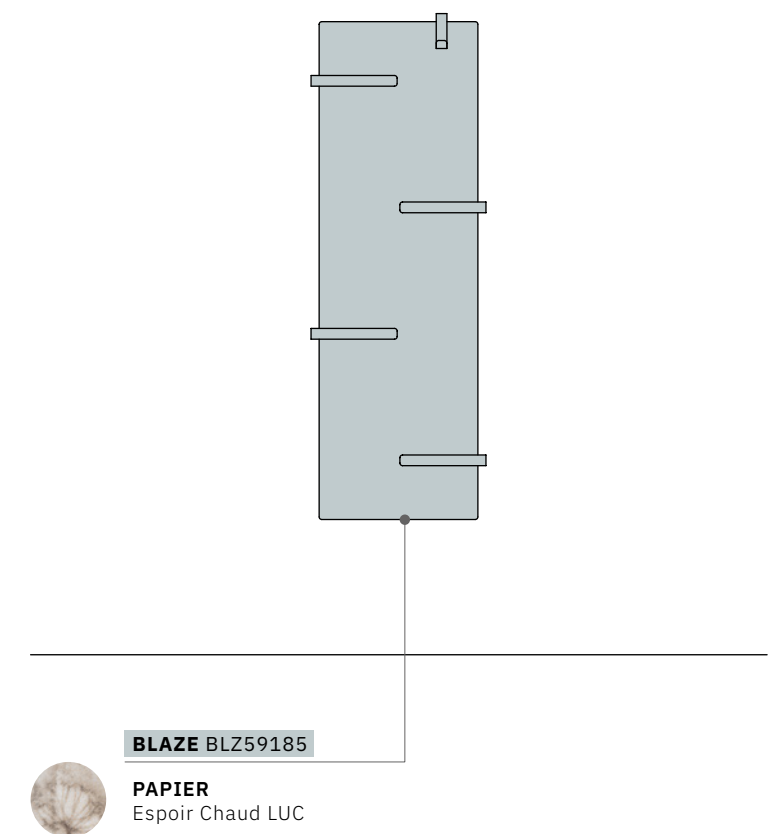
> BLAZE

Termoarredo
Radiator

106



107



Ogni elemento della composizione può essere acquistato singolarmente o in abbinamento e personalizzato con i prodotti Mirage*.
Each element of the composition can be purchased individually or to match, and can be produced with all the Mirage*.

> BLAZE

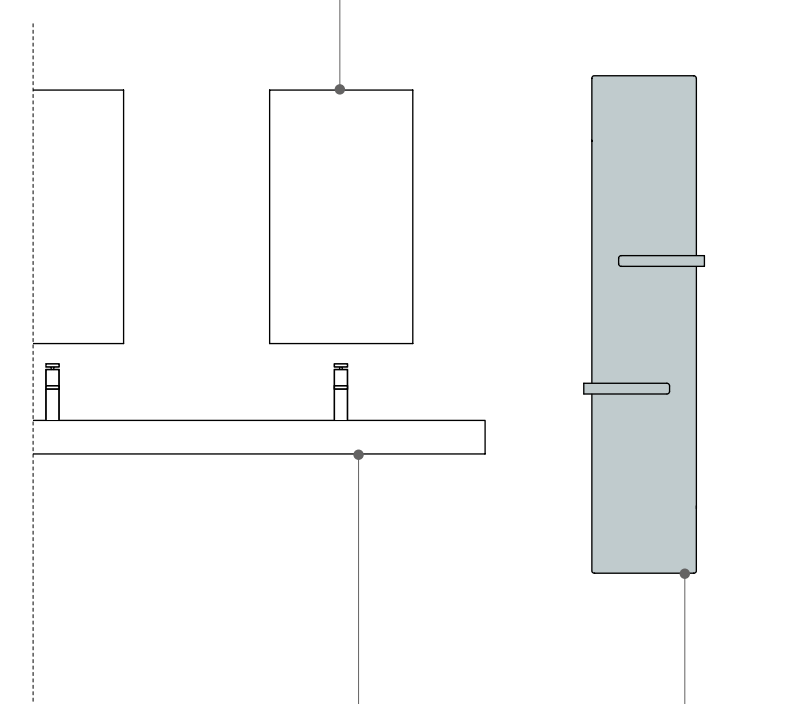
Termoarredo
Radiator

108



BLISS MR4580

GLOCAL
Youth GC 15 SP



109

JOY FLAIR JF180T

GLOCAL
Youth GC 15 SP



Ceramica
BIANCO

BLAZE BLZ39185

GLOCAL
Youth GC 15 SP



Ogni elemento della composizione può essere acquistato singolarmente o in abbinamento e personalizzato con i prodotti Mirage*.
Each element of the composition can be purchased individually or to match, and can be produced with all the Mirage*.

> SERENITY

Base indipendente
Standalone base unit



110



111

BLISS MR18072

ReSTONE
Dune **RS 01 SP**



SERENITY SE120BG

ReSTONE
Dune **RS 01 SP**

JOY FLAIR JF180T

ReSTONE
Dune **RS 01 SP**

Ceramica
CARBONE

Ogni elemento della composizione può essere acquistato singolarmente o in abbinamento e personalizzato con i prodotti Mirage®.
Each element of the composition can be purchased individually or to match, and can be produced with all the Mirage®.

> SERENITY

Base indipendente
Standalone base unit



BLISS MR14072

VICEVERSA
Nube VV 03 SP

FLAIR_UP ELLIPSE FE62

BIANCO

SERENITY SE120BL

RAL 7044

HAPPINESS HPD140T

VICEVERSA
Nube VV 03 SP

112

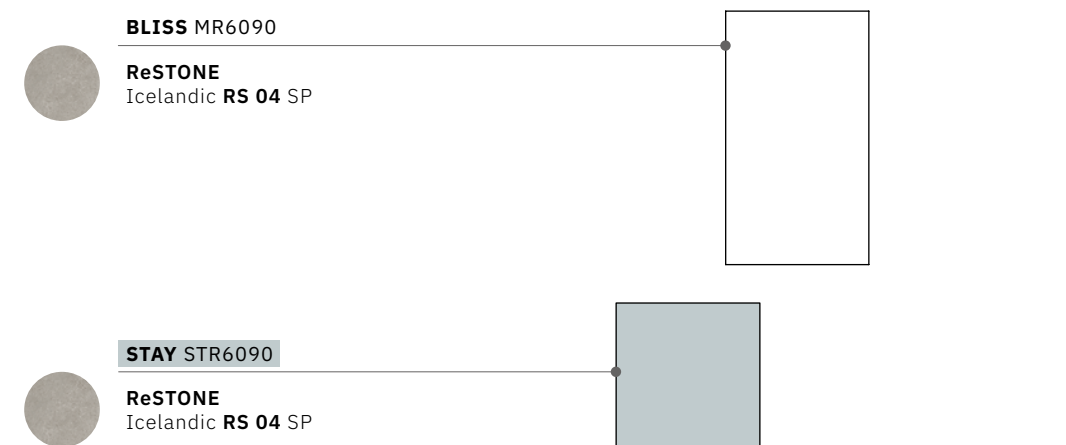
113

Ogni elemento della composizione può essere acquistato singolarmente o in abbinamento e personalizzato con i prodotti Mirage®.
Each element of the composition can be purchased individually or to match, and can be produced with all the Mirage®.



> STAY

Seduta con ruote
Seat with wheels



Ogni elemento della composizione può essere acquistato singolarmente o in abbinamento e personalizzato con i prodotti Mirage®.
Each element of the composition can be purchased individually or to match, and can be produced with all the Mirage®.



116

117

> STAY

FINITURE IMMAGINE | PICTURE FINISHES

STAY > ReSTONE Icelandic RS 04 SP

BLISS > ReSTONE Icelandic RS 04 SP

Floor > NORR Farge RR 05 NAT SQ
1200x1200 | 48"x48" | 9 mm

Wall > PAPIER Maison Blue SP SQ
1200x2780 | 48"x110" | 6 mm

> HO.RE.CA design

La ricca offerta Bathmood si amplia con nuove soluzioni specificatamente studiate per il mondo hospitality: Joy e Glad HO.RE.CA.

Soluzioni progettate appositamente per Hotel, Ristoranti, Spa, per soddisfare le esigenze specifiche di questi spazi, coniugando stile e funzionalità, facilità di pulizia e manutenzione.

> EN

The rich Bathmood collection has been expanded, with new solutions specifically studied for the world of hospitality: Joy and Glad HO.RE.CA.

Solutions designed specifically with Hotels, Restaurants and Spas in mind, to meet the specific needs of these environments by teaming style with function, for bathrooms that are easy to clean and maintain.

> DE

Das reichhaltige Bathmood-Angebot wird durch neue Lösungen erweitert, die speziell für die Welt des Gastgewerbes entwickelt wurden: Joy und Glad HO.RE.CA.

Lösungen, die speziell für Hotels, Restaurants und Spas entwickelt wurden, um den besonderen Anforderungen dieser Bereiche gerecht zu werden, indem sie Stil und Funktionalität, einfache Reinigung und Pflege miteinander verbinden.

> FR

L'offre étendue de Bathmood s'amplifie grâce à de nouvelles solutions réalisées spécialement pour le monde de l'hospitalité : Joy et Glad HO.RE.CA.

Des solutions conçues sur mesure pour les hôtels, les restaurants et les spas afin de satisfaire les exigences spécifiques de ces espaces, en réunissant le style, la fonctionnalité et la facilité de nettoyage et d'entretien.

> 中國

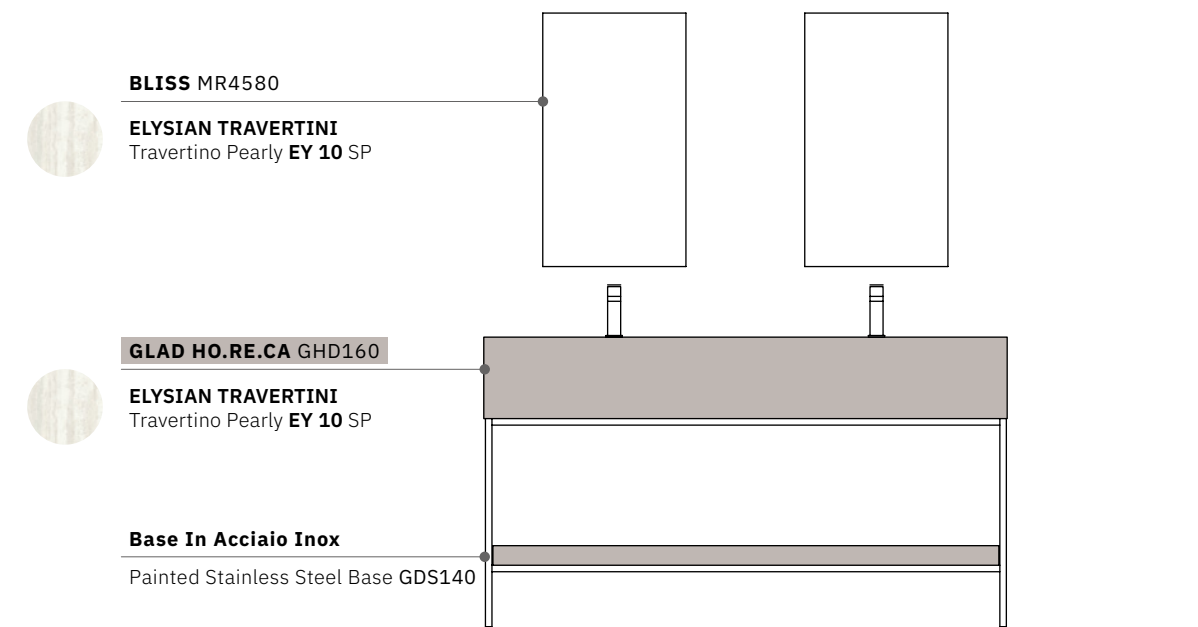
Bathmood提供的多种产品还包括专为酒店业设计的全新解决方案: Joy和 Glad HO.RE.CA。

专为酒店、餐厅和水疗中心设计的解决方案, 以便满足这些空间的特殊需求, 兼具时尚性和功能性, 易于清洁和维护。

COMPOSITION 01

> **GLAD**
HO.RE.CA

Monoblocco con lavabo integrato e troppopieno, in appoggio su struttura con mensola in gres porcellanato
Vanity unit with integrated countertop washbasin and porcelain stoneware shelf



CARATTERISTICHE | SPECIFICATIONS

- > Scarico centrale con troppopieno.
- > Piletta click-clack con tappo rivestito in gres porcellanato su richiesta (Ø 75 mm).
- > Mensola portaoggetti in gres porcellanato integrata nel supporto in acciaio.
- > Central drain with overflow.
- > Click-clack drain with plug covered in porcelain stoneware on request (Ø 75 mm).
- > Porcelain stoneware shelf set into the steel support.

Ogni elemento della composizione può essere acquistato singolarmente o in abbinamento e personalizzato con i prodotti Mirage®.
Each element of the composition can be purchased individually or to match, and can be produced with all the Mirage®.

> **GLAD**
HO.RE.CA

122

123



FINITURE IMMAGINE | PICTURE FINISHES

GLAD HO.RE.CA > ELYSIAN TRAVERTINI Travertino Pearly EY 10 SP

BLISS > ELYSIAN TRAVERTINI Travertino Pearly EY 10 SP

Floor > OUDH Cedro OU 07 GP SQ
200x1200 | 8"x48" | 9 mm

Wall and Bench > ELYSIAN TRAVERTINI Travertino Pearly EY 10 SP SQ
1200x2780 | 48"x110" | 6 mm

> GLAD
HO.RE.CA

124



FINITURE IMMAGINE | PICTURE FINISHES

GLAD HO.RE.CA > ELYSIAN TRAVERTINI Travertino Pearly **EY 10 SP**

BLISS > ELYSIAN TRAVERTINI Travertino Pearly **EY 10 SP**

Floor > OUDH Cedro OU 07 GP SQ
200x1200 | 8"x48" | 9 mm

Wall and Bench > ELYSIAN TRAVERTINI Travertino Pearly **EY 10 SP SQ**
1200x2780 | 48"x110" | 6 mm

125



COMPOSITION 02

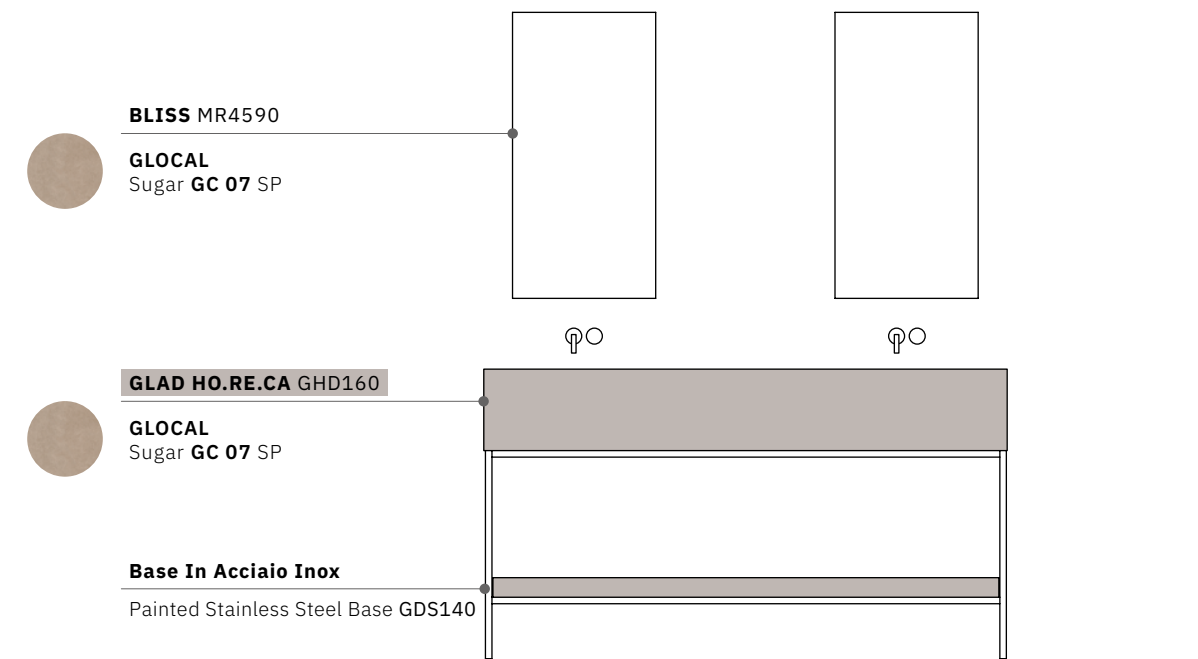
> **GLAD**
HO.RE.CA

Monoblocco con lavabo integrato e troppopieno, in appoggio su struttura con mensola in gres porcellanato
Vanity unit with integrated countertop washbasin and porcelain stoneware shelf



126

127



CARATTERISTICHE | SPECIFICATIONS

- > Scarico centrale con troppopieno.
- > Piletta click-clack con tappo rivestito in gres porcellanato su richiesta (Ø 75 mm).
- > Mensola portaoggetti in gres porcellanato integrata nel supporto in acciaio.
- > Central drain with overflow.
- > Click-clack drain with plug covered in porcelain stoneware on request (Ø 75 mm).
- > Porcelain stoneware shelf set into the steel support.

Ogni elemento della composizione può essere acquistato singolarmente o in abbinamento e personalizzato con i prodotti Mirage®.
Each element of the composition can be purchased individually or to match, and can be produced with all the Mirage®.

128

129



FINITURE IMMAGINE | PICTURE FINISHES

GLAD HO.RE.CA > GLOCAL Sugar GC 07 SP
BLISS > GLOCAL Sugar GC 07 SP

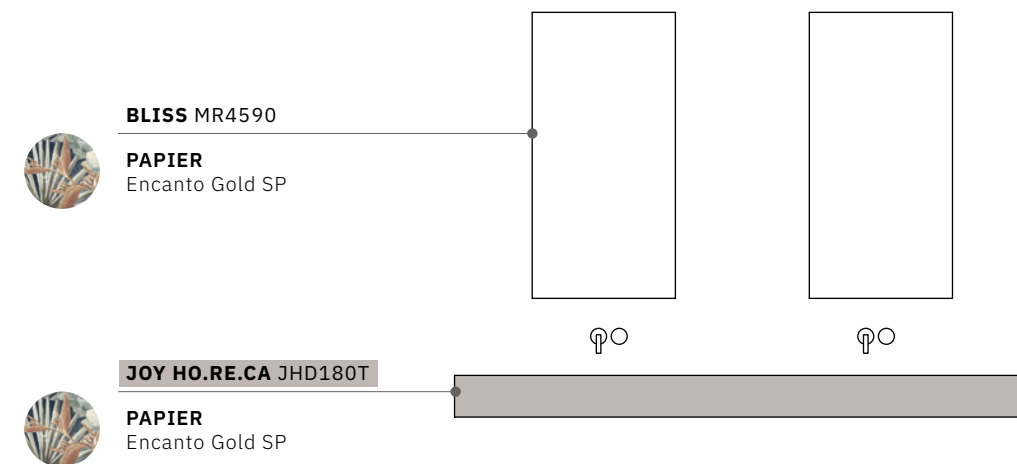
Floor > CLAY Calm CL 01 SP SQ
1200x1200 | 48"x48" | 9 mm
Wall > GLOCAL Sugar GC 07 SP SQ
1200x2780 | 48"x110" | 6 mm

> **GLAD**
HO.RE.CA

COMPOSITION 03

> JOY HO.RE.CA

Top scatolare con lavabo integrato e troppopieno
Box-shaped countertop with integrated washbasin and overflow



CARATTERISTICHE | SPECIFICATIONS

- > Scarico centrale con troppopieno.
- > Piletta click-clack con tappo rivestito in gres porcellanato su richiesta (Ø 75 mm).
- > Central drain with overflow.
- > Click-clack drain with plug covered in porcelain stoneware on request (Ø 75 mm).

Ogni elemento della composizione può essere acquistato singolarmente o in abbinamento e personalizzato con i prodotti Mirage®.
Each element of the composition can be purchased individually or to match, and can be produced with all the Mirage®.



132

> JOY
HO.RE.CA

133

FINITURE IMMAGINE | PICTURE FINISHES

- JOY HO.RE.CA > PAPIER** Encanto Gold SP
- STAY > PAPIER** Encanto Gold SP
- BLISS > PAPIER** Encanto Gold SP
- Floor > MÔTLEY** Altamont **MT 04** SP SQ
600x1200 | 24"x48" | 9 mm
- Wall > PAPIER** Encanto Gold SP SQ
1200x2780 | 48"x110" | 6 mm

COMPOSITION 04

> JOY HO.RE.CA

Top scatolare con lavabo integrato e troppopieno
Box-shaped countertop with integrated washbasin and overflow



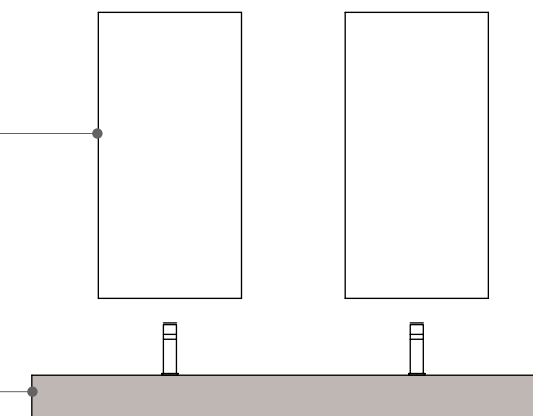
BLISS MR4590

JOLIE
Calacatta Select JL 02 LUC



JOY HO.RE.CA JHD160T

JOLIE
Calacatta Select JL 02 LUC



CARATTERISTICHE | SPECIFICATIONS


- > Scarico centrale con troppopieno.
- > Piletta click-clack con tappo rivestito in gres porcellanato su richiesta (Ø 75 mm).
- > Central drain with overflow.
- > Click-clack drain with plug covered in porcelain stoneware on request (Ø 75 mm).

Ogni elemento della composizione può essere acquistato singolarmente o in abbinamento e personalizzato con i prodotti Mirage®.
Each element of the composition can be purchased individually or to match, and can be produced with all the Mirage®.

> JOY
HO.RE.CA

136

137



FINITURE IMMAGINE | PICTURE FINISHES

JOY HO.RE.CA > JOLIE Calacatta Select JL 02 LUC
BLISS > JOLIE Calacatta Select JL 02 LUC

Floor > ELYSIAN Desert Stone EY 02 SP SQ
600x600 | 24"x24" | 9 mm
Wall > JOLIE Calacatta Select JL 02 LUC SQ
1200x2780 | 48"x110" | 6 mm
REFLET Aurore RF 03 ANTIQUE
200x600 | 8"x24" | 9 mm



> JOY
HO.RE.CA



FINITURE IMMAGINE | PICTURE FINISHES

JOY HO.RE.CA > JOLIE Calacatta Select **JL 02 LUC**
BLISS > JOLIE Calacatta Select **JL 02 LUC**

Floor > **ELYSIAN** Desert Stone **EY 02 SP SQ**
600x600 | 24"x24" **± 9 mm**

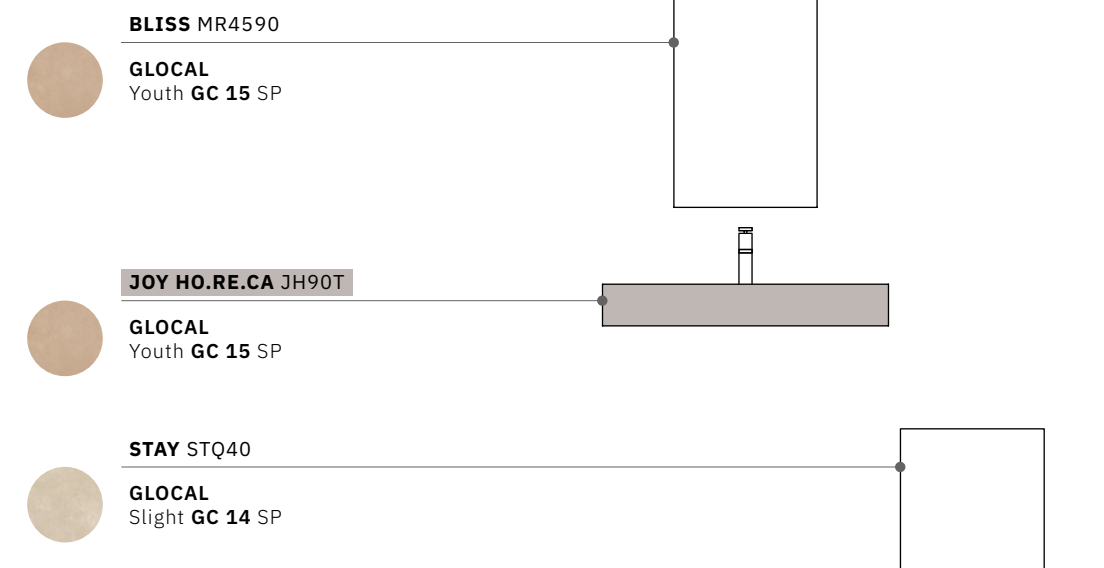
Wall > **JOLIE** Calacatta Select **JL 02 LUC SQ**
1200x2780 | 48"x110" **± 6 mm**

REFLET Aurore **RF 03 ANTIQUE**
200x600 | 8"x24" **± 9 mm**

COMPOSITION 05

> JOY HO.RE.CA

Top scatolare con lavabo integrato e troppopieno
Box-shaped countertop with integrated washbasin and overflow



CARATTERISTICHE | SPECIFICATIONS

- > Scarico centrale con troppopieno.
- > Piletta click-clack con tappo rivestito in gres porcellanato su richiesta.
- > Central drain with overflow.
- > Click-clack drain with plug covered in porcelain stoneware on request.

Ogni elemento della composizione può essere acquistato singolarmente o in abbinamento e personalizzato con i prodotti Mirage®.
Each element of the composition can be purchased individually or to match, and can be produced with all the Mirage®.



FINITURE IMMAGINE | PICTURE FINISHES

JOY HO.RE.CA > GLOCAL Youth GC 15 SP
BLISS > GLOCAL Youth GC 15 SP
STAY > GLOCAL Slight GC 14 SP

Floor > GLOCAL Youth GC 15 SP SQ
1200x1200 | 48"x48" | 9 mm
Wall > GLOCAL Youth GC 15 SP SQ
1200x2780 | 48"x110" | 6 mm
GLOCAL Slight GC 14 SP SQ
1200x2780 | 48"x110" | 6 mm

> **JOY**
HO.RE.CA



144

FINITURE IMMAGINE | PICTURE FINISHES

JOY HO.RE.CA > **GLOCAL Youth GC 15 SP**
BLISS > **GLOCAL Youth GC 15 SP**
STAY > **GLOCAL Slight GC 14 SP**

Floor > **GLOCAL Youth GC 15 SP SQ**
 1200x1200 | 48"x48" **1** 9 mm
Wall > **GLOCAL Youth GC 15 SP SQ**
 1200x2780 | 48"x110" **1** 6 mm
GLOCAL Slight GC 14 SP SQ
 1200x2780 | 48"x110" **1** 6 mm

> **JOY**
HO.RE.CA



145



> TECHNICAL DETAILS

configurazioni
features

pulizia e manutenzione
cleaning and maintenance

imballi
packaging

caratteristiche tecniche
technical specifications

LETTURA CODICE PRODOTTO | PRODUCT CODE READING

JYD160T

JY > COMPOSIZIONE JOY
JOY COMPOSITION

D > LAVABO DOPPIO (il singolo non ha indicazioni)
DOUBLE WASHBASIN (the version with single washbasin
is expressed without the D letter in it's code)

160 > LARGHEZZA IN CM
CM WIDTH

T > TIPOLOGIA PRODOTTO - TOP
PRODUCT TYPE - TOP

> CLASSY

Monoblocco con lavabo integrato
Vanity unit with built-in washbasin



Monoblocco costituito da top con lavabo integrato e mobile a cassettoni. Disponibile laccato o in essenza in legno.

Vanity unit featuring a top with an integrated washbasin and large drawers. Available in lacquered or wood veneer finishes.

Monoblock bestehend aus Platte mit integriertem Waschbecken und Kommode. Lackiert oder in der Holzausführung erhältlich.

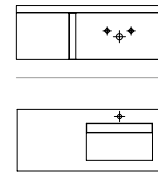
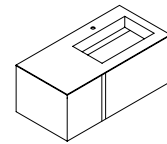
Monobloc constitué d'un plan avec vasque intégrée et meuble avec grands tiroirs. Disponible laqué ou en essence de bois.

单体式，包括带一体式洗脸盆和抽屉的面板。可选择漆面或木质。

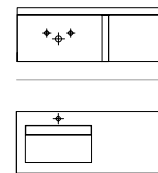
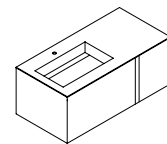
cod.	L (cm)	P (cm)	H (cm)
CY100TS CY100TD	100 40"	51,5 20.3"	45 18"
CY120S CY120D	120 48"	51,5 20.3"	45 18"
CY140S CY140D	140 56"	51,5 20.3"	45 18"
CY160T	160 64"	51,5 20.3"	45 18"
CY180T	180 72"	51,5 20.3"	45 18"
CY200T	200 78"	51,5 20.3"	45 18"
CY220T	220 86"	51,5 20.3"	45 18"
CY240T	240 94"	51,5 20.3"	45 18"
DIMENSIONE INTERNA LAVABO WASHBASIN INTERNAL DIMENSION	55 21.6"	31 12.2"	9,1 max 3.5" max

MONOBLOCCO | MONOBLOCK

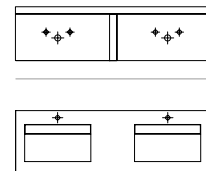
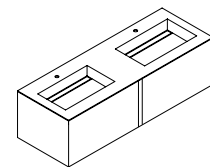
cod. **CY100TD | CY120D | CY140D**



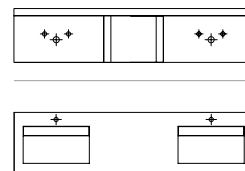
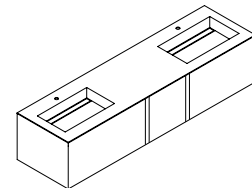
cod. **CY100TS | CY120S | CY140S**



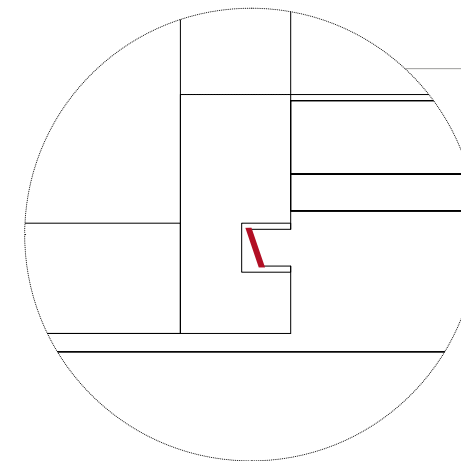
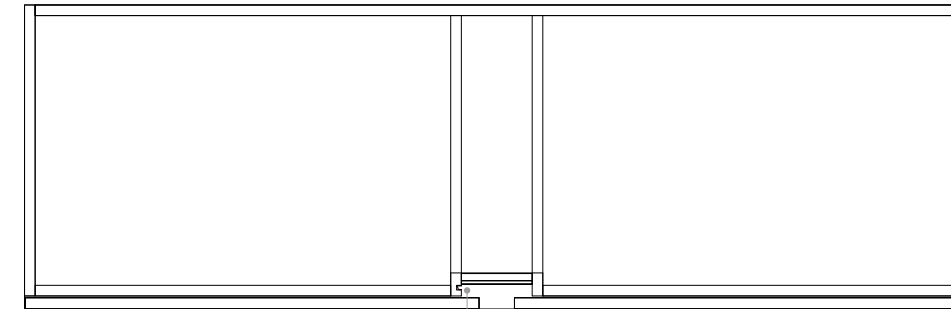
CY160T | CY180T | CY200T



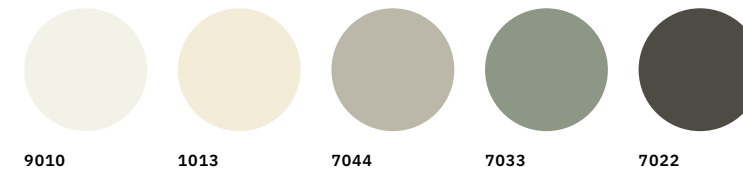
CY220T | CY240T




CANALINA LED 3000-4000K | LED 3000-4000K STRIP



FINITURE RAL | RAL FINISHES



FINITURE LEGNO | WOOD FINISHES



QUERCIA
OAK

NOCE CANALETTO
CANALETTO WALNUT

ROVERE TERMOTRATTATO
HEAT-TREATED OAK

NOTE

Ogni elemento della composizione può essere acquistato singolarmente o in abbinamento e personalizzato con i prodotti Mirage®. Tutti i mobili sono forniti di idonei agganci. Non sono invece inclusi nella fornitura agganci chimici e accessori (rubinetteria, miscelatori). Contattare l'ufficio Engineering per informazioni sull'ancoraggio degli elementi.

Each element of the composition can be purchased individually or to match, and can be produced with all the Mirage® products. All furniture items are supplied with the appropriate hardware necessary for mounting. Resin-injected fittings and accessories (taps, mixer taps), are not included. For further details on elements' anchoring please contact Mirage Engineering Division.

> DELIGHT

Lavabo da appoggio freestanding
Freestanding washbasin



Lavabo ad appoggio freestanding, vano interno con ripiano ed apertura tramite anta DX/SX.
Finiture mobile: gres porcellanato, rovere termotrattato, laccatura su scala RAL o NCS

Freestanding washbasin, internal compartment with shelf and right/left side door opening.
Unit finishes: porcelain stoneware, heat-treated oak, lacquering in RAL or NCS colours.

Freistehendes Aufsatzwaschbecken, Innenraum mit Fach und Öffnung mit rechter/linker Tür.
Möbelausfertigungen: Feinsteinzeug, wärmebehandelte Eiche, Lackierung in RAL- oder NCS-Farben.

Lavabo autoportante, compartiment interne avec tablette et ouverture avec porte DX/SX.
Finitions mobiles : grès cérame, rouvre thermo traité, laquage suivant nuanciers RAL ou NCS.


独立式落地盥洗盆，内部隔间配有层板，通过右/左门板开启。
家具饰面：炆瓷，经过热处理的橡木，RAL或NCS色卡颜色的烤漆。

cod.	L (cm)	P (cm)	H (cm)
DLQ50L Finitura laccata Lacquered finish	50 20"	50 20"	88,7 35"
DLQ50G Finitura gres porcellanato Mirage porcelain stoneware finish	50 20"	50 20"	88,7 35"
DLQ50R Finitura legno Wood finish	50 20"	50 20"	88,7 35"
DIMENSIONE INTERNA LAVABO WASHBASIN INTERNAL DIMENSION	43,6 17.1"	43,6 17.1"	-

FINITURE LEGNO | WOOD FINISHES



QUERCIA
OAK



NOCE CANALETTO
CANALETTO WALNUT

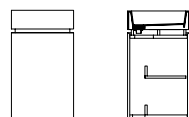
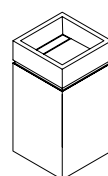


ROVERE TERMOTRATTATO
HEAT-TREATED OAK

LAVABO DA TERRA | FLOOR-STANDING WASHBASIN

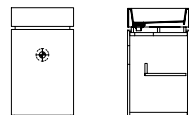
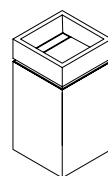
cod. DLQ50L | DLQ50G | DLQ50R

Scarico a terra
Floor drain



cod. DLQ50L | DLQ50G | DLQ50R

Scarico a muro
Wall drain



NOTE

Ogni elemento della composizione può essere acquistato singolarmente o in abbinamento e personalizzato con i prodotti Mirage®.
Tutti i mobili sono forniti di idonei agganci. Non sono invece inclusi nella fornitura agganci chimici e accessori (rubinetteria, miscelatori).
Contattare l'ufficio Engineering per informazioni sull'ancoraggio degli elementi.

Each element of the composition can be purchased individually or to match, and can be produced with all the Mirage® products.
All furniture items are supplied with the appropriate hardware necessary for mounting. Resin-injected fittings and accessories (taps, mixer taps), are not included.
For further details on elements' anchoring please contact Mirage Engineering Division.

Bathmood
HOME design

> FREEDOM

Monoblocco con lavabo integrato
Vanity unit with built-in washbasin



Monoblocco composto da porta lavabo con cassetto/i completo di top con lavabo integrato.

Vanity unit with drawer(s) with integrated washbasin.

Monoblock bestehend aus Waschbeckenunterbau mit Lade(n) mit integriertem Waschbecken.

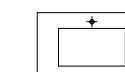
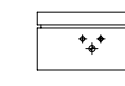
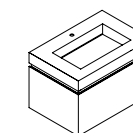
Monobloc composé d'un porte-lavabo avec tiroir(s) complété par lavabo intégré.

一体式浴室柜，由带抽屉的基底和带嵌入式洗手盆的台面组合而成。

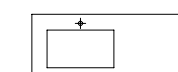
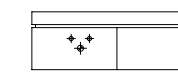
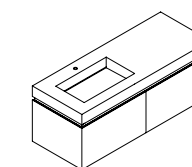
cod.	L (cm)	P (cm)	H (cm)
FR90 (FR90T + FR90B)	90 36"	51,5 20.3"	47,6 17.7"
FR120S (TOP FR120S + FR120B) FR120D (TOP FR120D + FR120B)	120 48"	51,5 20.3"	47,6 17.7"
FR140S (TOP FR140S + FR140B) FR140D (TOP FR140D + FR140B)	140 56"	51,5 20.3"	47,6 17.7"
FRD160 (FR160T + FR160B)	160 64"	51,5 20.3"	47,6 17.7"
FRD180 (FR180T + FR180B)	180 72"	51,5 20.3"	47,6 17.7"
DIMENSIONE INTERNA LAVABO WASHBASIN INTERNAL DIMENSION	55 21.6"	31 12.2"	11,3 max 4.4" max

MONOBLOCCO | MONOBLOCK

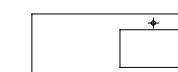
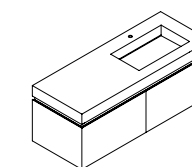
cod. FR90



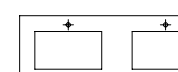
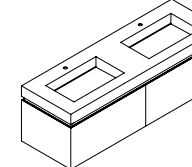
cod. FR120S | FR140S



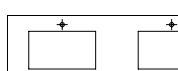
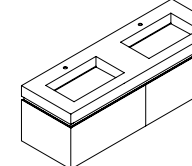
cod. FR120D | FR140D



cod. FRD160



cod. FRD180



Nel caso siano richiesti 3 fori per la rubinetteria, il modello Freedom è disponibile esclusivamente con la dogia removibile

If 3 tap holes are required, Freedom is available with a removable slat only

NOTE

Ogni elemento della composizione può essere acquistato singolarmente o in abbinamento e personalizzato con i prodotti Mirage®.
Tutti i mobili sono forniti di idonei agganci. Non sono invece inclusi nella fornitura agganci chimici e accessori (rubinetteria, miscelatori).
Contattare l'ufficio Engineering per informazioni sull'ancoraggio degli elementi.

Each element of the composition can be purchased individually or to match, and can be produced with all the Mirage® products.
All furniture items are supplied with the appropriate hardware necessary for mounting. Resin-injected fittings and accessories (taps, mixer taps), are not included.
For further details on elements' anchoring please contact Mirage Engineering Division.

Monoblocco con lavabo integrato
Vanity unit with built-in washbasin



Monoblocco composto da porta lavabo con cassetto/i completo di top con lavabo integrato DX/SX. Base in acciaio INOX verniciato opzionale.

Vanity unit composed of washbasin unit with drawer/s, complete with top with built-in washbasin on the right/left. Optional painted stainless steel base.

Monoblock bestehend aus Waschbeckenunterbau inklusive Platte mit integriertem Waschbecken (rechts/links). Basis aus lackiertem Edelstahl optional.

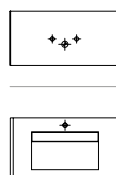
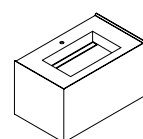
Monobloc composé d'un porte-lavabo avec tiroir/s comprenant un plan avec lavabo intégré DX/SX. Base en acier INOX verni en option.

一体式浴室柜，由带抽屉的盥洗盆柜和带右/左一体式盥洗盆的台面组合而成。可选不锈钢喷漆地柜。

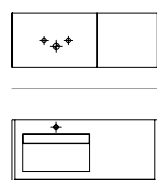
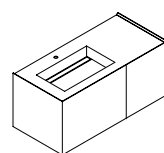
cod.	L (cm)	P (cm)	H (cm)
GD90	90 36"	51,5 20.3"	44,6 17.5"
GD120S	120 48"	51,5 20.3"	44,6 17.5"
GD120D	120 48"	51,5 20.3"	44,6 17.5"
GD140S	140 56"	51,5 20.3"	44,6 17.5"
GD140D	140 56"	51,5 20.3"	44,6 17.5"
GD160S	160 64"	51,5 20.3"	44,6 17.5"
GD160D	160 64"	51,5 20.3"	44,6 17.5"
DIMENSIONE INTERNA LAVABO WASHBASIN INTERNAL DIMENSION	55 21.6"	31 12.2"	11,5 max 4.5" max

MONOBLOCCO | MONOBLOCK

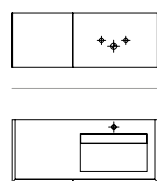
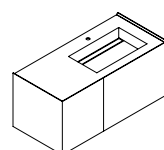
cod. GD90



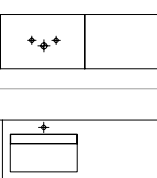
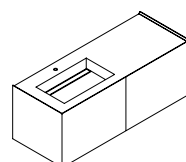
cod. GD120S



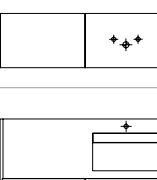
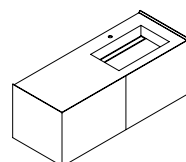
cod. GD120D



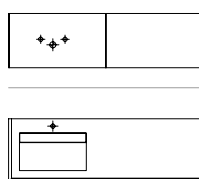
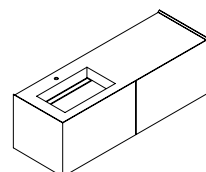
cod. GD140S



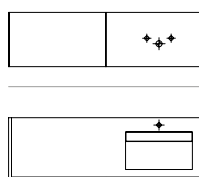
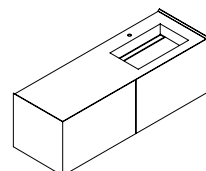
cod. GD140D



cod. GD160S

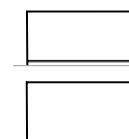
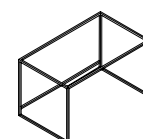


cod. GD160D

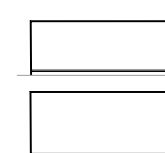
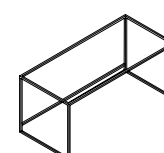


STRUTTURA DI SUPPORTO OPZIONALE | OPTIONAL BASE

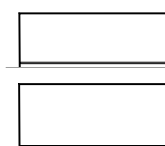
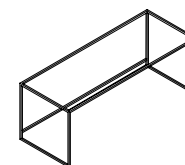
cod. GDS90



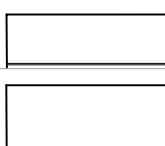
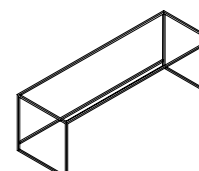
cod. GDS120



cod. GDS140



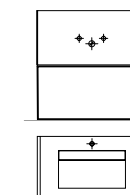
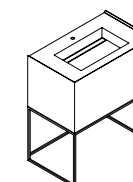
cod. GDS160



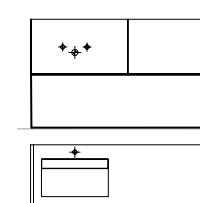
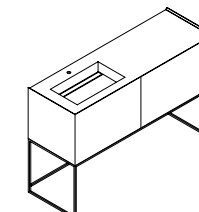
cod.	L (cm)	P (cm)	H (cm)
GDS90	90 36"	51,5 20.3"	45,4 17.8"
GDS120	120 48"	51,5 20.3"	45,4 17.8"
GDS140	140 56"	51,5 20.3"	45,4 17.8"
GDS160	160 64"	51,5 20.3"	45,4 17.8"

ESEMPI DI COMPOSIZIONE | COMPOSITION EXAMPLES

cod. GD90 + GDS90



cod. GD160S + GDS160



NOTE

Ogni elemento della composizione può essere acquistato singolarmente o in abbinamento e personalizzato con i prodotti Mirage®. Tutti i mobili sono forniti di idonei agganci. Non sono invece inclusi nella fornitura agganci chimici e accessori (rubinetteria, miscelatori). Contattare l'ufficio Engineering per informazioni sull'ancoraggio degli elementi.

Each element of the composition can be purchased individually or to match, and can be produced with all the Mirage® products. All furniture items are supplied with the appropriate hardware necessary for mounting. Resin-injected fittings and accessories (taps, mixer taps), are not included. For further details on elements' anchoring please contact Mirage Engineering Division.

> GLAMOUR

Monoblocco con lavabo integrato
Vanity unit with built-in washbasin



Monoblocco composto da porta lavabo con cassetto/i completo di top con lavabo integrato DX/SX.

Vanity unit composed of washbasin unit with drawer/s, complete with top with built-in washbasin on the right/left.

Monoblock bestehend aus Waschbeckenunterbau mit Schublade(n) inklusive Platte mit integriertem Waschbecken (rechts/links).

Monobloc composé d'un porte-lavabo avec tiroir/s comprenant un plan avec lavabo intégré DX/SX.

一体式浴室柜，由带抽屜的盥洗盆柜和带右/左一体式盥洗盆的台面组合而成。

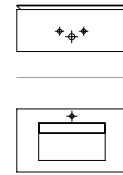
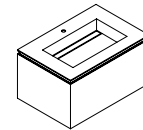
cod.	L (cm)	P (cm)	H (cm)
GM90	90 36"	51,5 20.3"	38,2 15"
GM120S	120 48"	51,5 20.3"	38,2 15"
GM120D	120 48"	51,5 20.3"	38,2 15"
GM140S	140 56"	51,5 20.3"	38,2 15"
GM140D	140 56"	51,5 20.3"	38,2 15"
GM160S	160 64"	51,5 20.3"	38,2 15"
GM160D	160 64"	51,5 20.3"	38,2 15"
DIMENSIONE INTERNA LAVABO WASHBASIN INTERNAL DIMENSION	55 21.6"	31 12.2"	9,1 max 3.5" max

NOTE

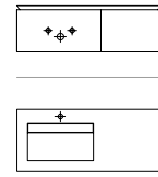
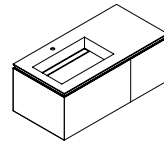
Ogni elemento della composizione può essere acquistato singolarmente o in abbinamento e personalizzato con i prodotti Mirage*. Tutti i mobili sono forniti di idonei agganci. Non sono invece inclusi nella fornitura agganci chimici e accessori (rubinetteria, miscelatori). Contattare l'ufficio Engineering per informazioni sull'ancoraggio degli elementi.

MONOBLOCCO | MONOBLOCK

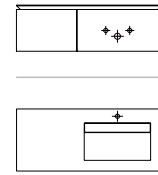
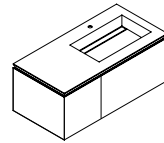
cod. GM90



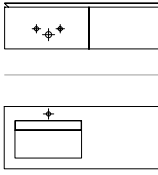
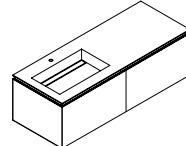
cod. GM120S



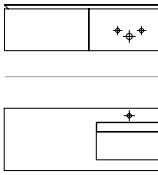
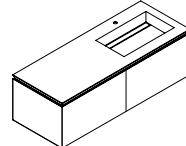
cod. GM120D



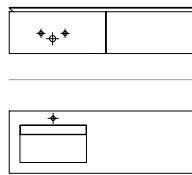
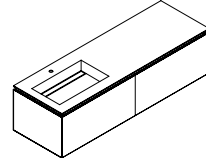
cod. GM140S



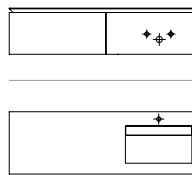
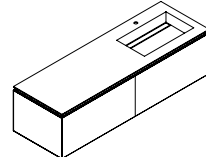
cod. GM140D



cod. GM160S



cod. GM160D



Each element of the composition can be purchased individually or to match, and can be produced with all the Mirage* products. All furniture items are supplied with the appropriate hardware necessary for mounting. Resin-injected fittings and accessories (taps, mixer taps), are not included. For further details on elements' anchoring please contact Mirage Engineering Division.

> HAPPINESS

Top scatolare in gres porcellanato o essenza legno
Box-shaped top in porcelain stoneware or wood veneer



Top scatolare completo di foro per lavabo da appoggio.
Finiture mobile: gres porcellanato o essenza legno.

Box-shaped top complete with hole for a countertop washbasin.
Unit finishes: porcelain stoneware or wood veneer.

Waschtisch mit Loch für Aufsatzwaschbecken.
Ausfertigung des Möbels: Feinsteinzeug oder Holz.

Plan vasque avec trou pour vasque à poser.
Finitions du meuble : grès cérame ou essence de bois.


配有台盆孔盒式面板。櫥柜饰面：瓷质或木质。

cod.	L (cm)	P (cm)	H (cm)
HP90TG HP90TE	90 36"	51,5 20.3"	10,5 4.1"
HP120TG HP120TE	120 48"	51,5 20.3"	10,5 4.1"
HP140TG HP140TE	140 56"	51,5 20.3"	10,5 4.1"
HPD160TG HP160TE	160 64"	51,5 20.3"	10,5 4.1"
HPD180TG HP180TE	180 72"	51,5 20.3"	10,5 4.1"

FINITURE LEGNO | WOOD FINISHES



QUERCIA
OAK



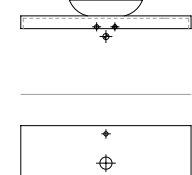
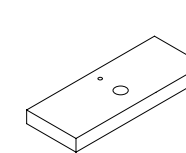
NOCE CANALETTO
CANALETTO WALNUT



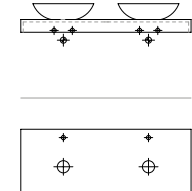
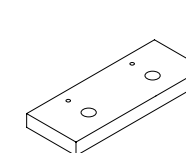
ROVERE TERMOTRATTATO
HEAT-TREATED OAK

TOP | TOP

cod. HP90TG | HP90TE | HP120TG | HP120TE | HP140TG | HP140TE



cod. HPD160TG | HPD160TE | HPD180TG | HPD180TE



NOTE

Ogni elemento della composizione può essere acquistato singolarmente o in abbinamento e personalizzato con i prodotti Mirage*. Tutti i mobili sono forniti di idonei agganci. Non sono invece inclusi nella fornitura agganci chimici e accessori (rubinetteria, miscelatori). Contattare l'ufficio Engineering per informazioni sull'ancoraggio degli elementi.

Each element of the composition can be purchased individually or to match, and can be produced with all the Mirage* products. All furniture items are supplied with the appropriate hardware necessary for mounting. Resin-injected fittings and accessories (taps, mixer taps), are not included. For further details on elements' anchoring please contact Mirage Engineering Division.

> JOY

Top scatolare con lavabo integrato e base indipendente
Vanity top with integrated washbasin and separate base unit



Top scatolare con lavabo integrato (scarico a scomparsa).

Vanity top with integrated washbasin (concealed drain).

Rechteckige Badplatte mit integriertem Waschbecken (verdeckter Abfluss).

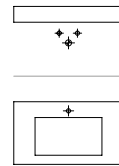
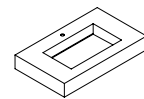
Plan vasque à caisson avec lavabo intégré (évacuation escamotable).

珩瓷材质的长方形台面带嵌入式洗手盆（隐藏排水管）。

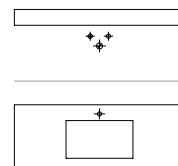
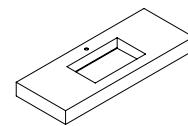
cod.	L (cm)	P (cm)	H (cm)
JY90T	90 36"	51,5 20.3"	13 5.2"
JY120TC JY120TS JY120TD	120 48"	51,5 20.3"	13 5.2"
JY140TC JY140TS JY140TD	140 56"	51,5 20.3"	13 5.2"
JY160TC JY160TS JY160TD	160 64"	51,5 20.3"	13 5.2"
JYD160T	160 64"	51,5 20.3"	13 5.2"
JYD180T	180 72"	51,5 20.3"	13 5.2"
DIMENSIONE INTERNA LAVABO WASHBASIN INTERNAL DIMENSION	55 21.6"	31 12.2"	11,3 max 4.4" max

TOP | TOP

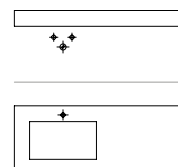
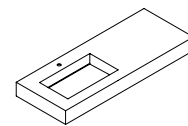
cod. JY90T



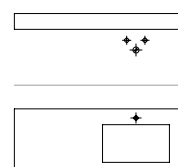
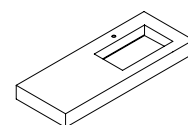
cod. JY120TC | JY140TC | JY160TC



cod. JY120TS | JY140TS | JY160TS

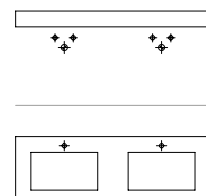
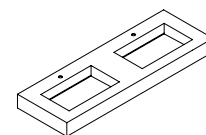


cod. JY120TD | JY140TD | JY160TD

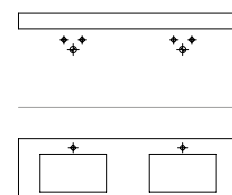
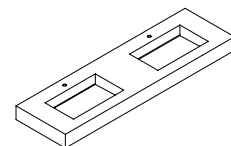


TOP DOPPIO LAVABO | TOP WITH DOUBLE WASHBASIN

cod. JYD160T



cod. JYD180T



> JOY FLAIR

Top scatolare con lavabo sottopiano integrato in ceramica
Box-shaped top with integrated under-counter ceramic washbasin



Top scatolare con lavabo sottopiano integrato (scarico centrale) in ceramica.

Box-shaped top with integrated (central drain) under-counter ceramic washbasin.


Waschtisch mit integriertem Waschbecken unter der Platte (Abfluss in der Mitte) aus Keramik.

Plan vasque avec vasque sous-plan intégrée (évacuation centrale) en céramique.

盒式面板，带陶瓷台下盆（中央排水）。

cod.	L (cm)	P (cm)	H (cm)
JF90T	90 36"	51,5 20,3"	13 5,2"
JF120TC JF120TS JF120TD	120 48"	51,5 20,3"	13 5,2"
JF140TC JF140TS JF140TD	140 56"	51,5 20,3"	13 5,2"
JF160TC JF160TS JF160TD	160 64"	51,5 20,3"	13 5,2"
JF160T	160 64"	51,5 20,3"	13 5,2"
JF180T	180 72"	51,5 20,3"	13 5,2"
DIMENSIONE INTERNA LAVABO WASHBASIN INTERNAL DIMENSION	55 21.6"	35 13.8"	8,5 max 3.3" max

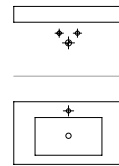
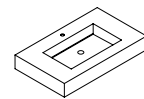
FINITURE CERAMICA | CERAMIC FINISHES



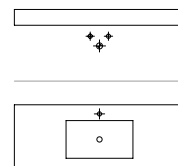
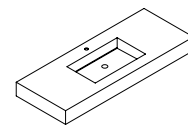
BIANCO LATTE CARBONE FANGO CENERE

TOP | TOP

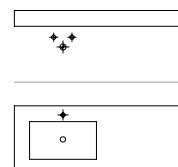
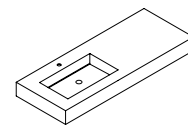
cod. JF90T



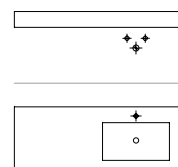
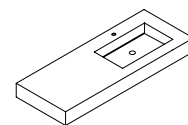
cod. JF120TC | JF140TC | JF160TC | JF180TC



cod. JF120TS | JF140TS | JF160TS

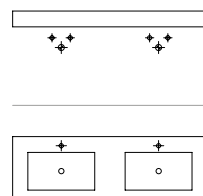
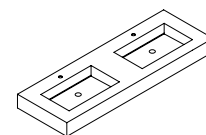


cod. JF120TD | JF140TD | JF160TD

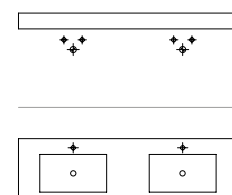
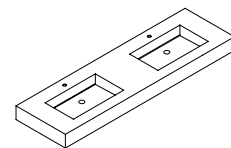


TOP DOPPIO LAVABO | TOP WITH DOUBLE WASHBASIN

cod. JF160T



cod. JF180T



> WISH

Top scatolare con lavabo singolo integrato

Box-shaped countertop with built-in single washbasin



Top scatolare con lavabo singolo integrato (con foro rubinetto) e piano in appoggio laterale DX/SX. Scarico con dogia removibile e possibilità di realizzazione con mix di finiture differenti.

Box-shaped countertop with built-in single washbasin (with tap hole) and right/left side supporting surface. Drain with removable cover and option to combine different finishes.

Rechteckige Platte mit integriertem Einzelwaschbecken (mit Wasserhahnloch) und seitlicher Ablage (rechts/links). Abfluss mit abnehmbarer Leiste und Möglichkeit der Umsetzung mit einer Mischung aus verschiedenen Ausführungen.

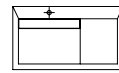
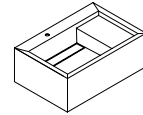
Plan vasque à caisson avec lavabo simple intégré (avec trou robinet) et plan d'appui latéral DX/SX. Évacuation avec latte amovible et possibilité de réalisation avec un mélange de finitions différentes.

盒形盥洗盆台面，配有一体式单盆（有水龙头孔）和右/左侧置物平台。排水口带可拆卸板条，可通过混合不同的饰面而制作。

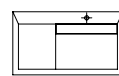
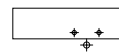
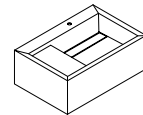
cod.	L (cm)	P (cm)	H (cm)
WH90S	90 36"	51,5 20.3"	25 10"
WH90D	90 36"	51,5 20.3"	25 10"
DIMENSIONE INTERNA LAVABO WASHBASIN INTERNAL DIMENSION	50,4 19.8"	36,9 14.5"	-
WH120S	120 48"	51,5 20.3"	25 10"
WH120D	120 48"	51,5 20.3"	25 10"
WH140S	140 56"	51,5 20.3"	25 10"
WH140D	140 56"	51,5 20.3"	25 10"
DIMENSIONE INTERNA LAVABO WASHBASIN INTERNAL DIMENSION	65,4 25.7"	36,9 14.5"	12,1 max 4.7" max

TOP | TOP

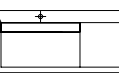
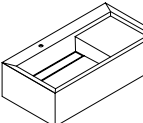
cod. WH90S



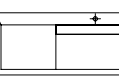
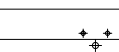
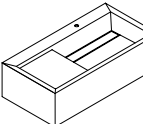
cod. WH90D



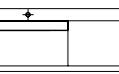
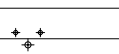
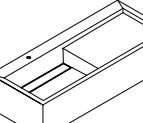
cod. WH120S



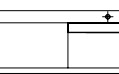

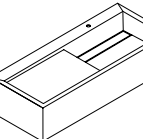
cod. WH120D



cod. WH140S



cod. WH140D



Top scatolare con lavabo singolo integrato (senza foro rubinetto) e piano in appoggio laterale DX/SX. Scarico con dogia removibile e possibilità di realizzazione con mix di finiture differenti.

Box-shaped countertop with built-in single washbasin (without tap hole) and right/left side supporting surface. Drain with removable cover and option to combine different finishes.

Rechteckige Platte mit integriertem Einzelwaschbecken (ohne Wasserhahnloch) und seitlicher Ablage (rechts/links). Abfluss mit abnehmbarer Leiste und Möglichkeit der Umsetzung mit einer Mischung aus verschiedenen Ausführungen.

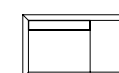
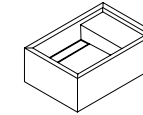
Plan vasque à caisson avec lavabo simple intégré (sans trou robinet) et plan d'appui latéral DX/SX. Évacuation avec latte amovible et possibilité de réalisation avec un mélange de finitions différentes.

盒形盥洗盆台面，配有一体式单盆（有水龙头孔）和右/左侧置物平台。排水口带可拆卸板条，可通过混合不同的饰面而制作。

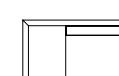

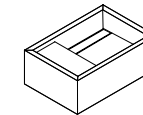
cod.	L (cm)	P (cm)	H (cm)
WH90S	90 36"	51,5 20.3"	25 10"
WH90D	90 36"	51,5 20.3"	25 10"
DIMENSIONE INTERNA LAVABO WASHBASIN INTERNAL DIMENSION	50,4 19.8"	42,3 16.6"	-
WH120S	120 48"	51,5 20.3"	25 10"
WH120D	120 48"	51,5 20.3"	25 10"
WH140S	140 56"	51,5 20.3"	25 10"
WH140D	140 56"	51,5 20.3"	25 10"
DIMENSIONE INTERNA LAVABO WASHBASIN INTERNAL DIMENSION	65,4 25.7"	42,3 16.6"	12,1 max 4.7" max

TOP | TOP

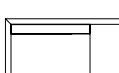
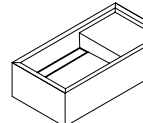
cod. WH90S



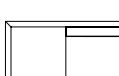

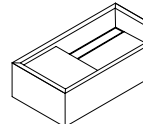
cod. WH90D



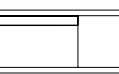

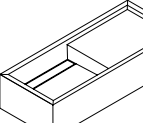
cod. WH120S



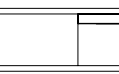

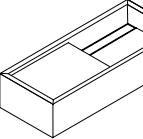
cod. WH120D



cod. WH140S



cod. WH140D



NOTE

Ogni elemento della composizione può essere acquistato singolarmente o in abbinamento e personalizzato con i prodotti Mirage®. Tutti i mobili sono forniti di idonei agganci. Non sono invece inclusi nella fornitura agganci chimici e accessori (rubinetteria, miscelatori). Contattare l'ufficio Engineering per informazioni sull'ancoraggio degli elementi.

Each element of the composition can be purchased individually or to match, and can be produced with all the Mirage® products. All furniture items are supplied with the appropriate hardware necessary for mounting. Resin-injected fittings and accessories (taps, mixer taps), are not included. For further details on elements' anchoring please contact Mirage Engineering Division.

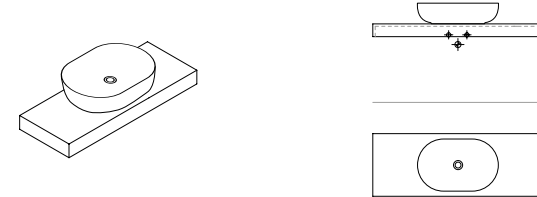
> FLAIR_UP ELLIPSE

Lavabo da appoggio in ceramica
Countertop ceramic washbasin



LAVABO DA APPOGGIO | COUNTERTOP WASHBASIN

cod. FE62



Lavabo da appoggio in ceramica abbinabile al top Happiness.

Countertop ceramic washbasin compatible with the Happiness top.


Aufsatzwaschbecken aus Keramik, zur Platte Happiness passend.

Vasque à poser en céramique coordonnable avec le plan Happiness.

陶瓷质台面洗脸盆，可与Happiness面盆组合使用。

cod.	L (cm)	P (cm)	H (cm)
FE62	62 24.8"	40 15.7"	16 6.3"
DIMENSIONE INTERNA LAVABO WASHBASIN INTERNAL DIMENSION	60,4 24.2"	38,4 15.1"	14 5.5"

FINITURE CERAMICA | CERAMIC FINISHES



BIANCO LATTE CARBONE FANGO CENERE

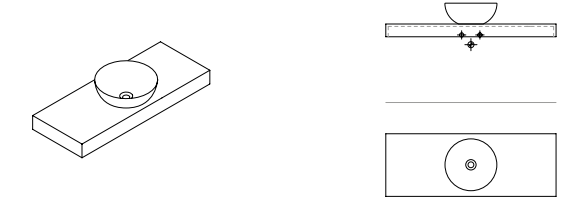
> FLAIR_UP GLOBE

Lavabo da appoggio in ceramica
Countertop ceramic washbasin



LAVABO DA APPOGGIO | COUNTERTOP WASHBASIN

cod. FG40



Lavabo da appoggio in ceramica abbinabile al top Happiness.

Countertop ceramic washbasin compatible with the Happiness top.


Aufsatzwaschbecken aus Keramik, zur Platte Happiness passend.

Vasque à poser en céramique coordonnable avec le plan Happiness.

陶瓷质台面洗脸盆，可与Happiness面盆组合使用。

cod.	L (cm)	P (cm)	H (cm)
FG40	40 15.7"	40 15.7"	16 6.3"
DIMENSIONE INTERNA LAVABO WASHBASIN INTERNAL DIMENSION	38,4 15.1"	38,4 15.1"	14 5.5"

FINITURE CERAMICA | CERAMIC FINISHES



BIANCO LATTE CARBONE FANGO CENERE

> ZENITH

Lavabo da appoggio
Countertop washbasin



LAVABO DA APPOGGIO | COUNTERTOP WASHBASIN

cod. ZE60L



Lavabo da appoggio in gres porcellanato.

Countertop washbasin in porcelain stoneware.

Aufsatzwaschbecken aus Feinsteinzeug.

Vasque à poser en grès cérame.

瓷质珩器台面洗脸盆。

cod.	L (cm)	P (cm)	H (cm)
ZE60L	60 24"	40 15.8"	15 6"
DIMENSIONE INTERNA LAVABO WASHBASIN INTERNAL DIMENSION	53 20.9"	33 13"	11,3 max 4.4" max

164

Bathmood
HOME design



165

> FUN

Pensile laccato opaco con frontale in gres porcellanato
Laquered wall unit with front panel in porcelain stoneware



Pensile laccato opaco con frontale in gres porcellanato e ripiani interni in cristallo.

Laquered wall unit with front panel in porcelain stoneware and glass shelves inside.

Hängeschrank mit Vorderseite aus Feinsteinzeug und Fächern innen aus Glas.

Élément suspendu avec façade en grès cérame et tablettes internes en cristal.

配有炻瓷覆面板和内部玻璃层板的吊柜。

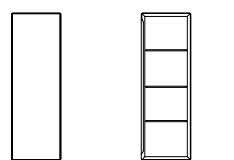

cod.	L (cm)	P (cm)	H (cm)
FNR5052	50 19.7"	18 7"	52,8 20.8"
FNR35104	35 14"	23 9"	104 40.1"
FNR35160	35 14"	34 13.4"	160 64"

COLONNA | COLUMN

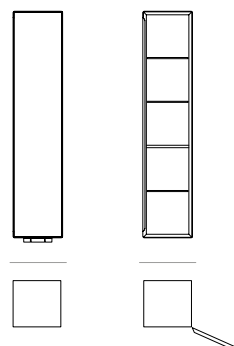

cod. FNR5052



cod. FNR35104



cod. FNR35160



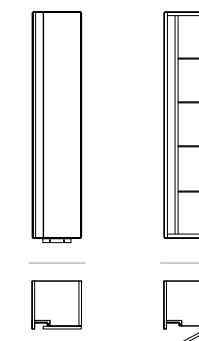
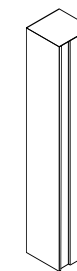
> TIDY

Pensile con inserto in gres porcellanato
Wall unit with porcelain stoneware insert



COLONNA | COLUMN

cod. TY160L | cod. TY160E



Pensile con inserto in gres porcellanato e ripiani interni in cristallo.
Finiture: laccato opaco o essenza legno.

Wall unit with porcelain stoneware insert and internal glass shelves.
Finishes: matt lacquer or wood veneer.

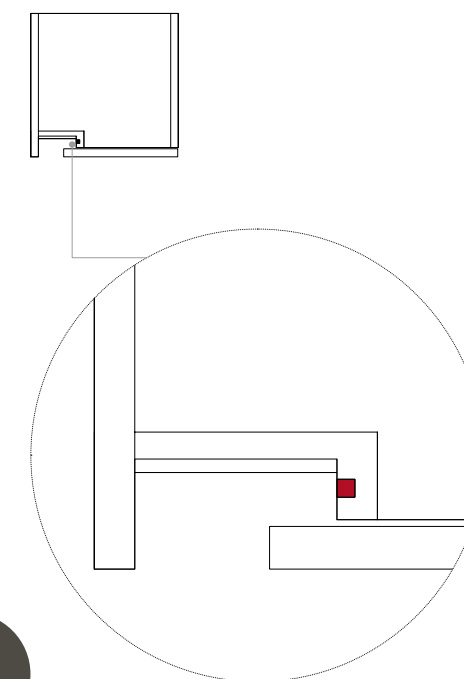
Hängemöbel mit Feinsteinzeugeinsatz und Einlegeböden aus Kristall.
Oberflächenausführungen: matt lackiert oder Holz.

Placard en grès cérame et tablettes internes en cristal.
Finitions : laqué opaque ou essence de bois.

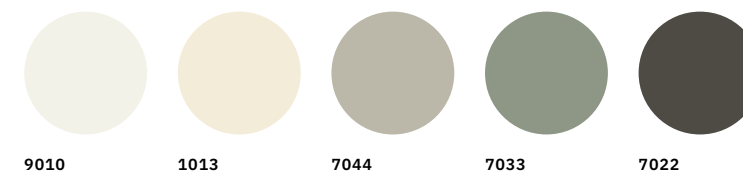
带有炻器嵌件和内部玻璃搁板的墙壁单元。
饰面：哑光漆或木质。

cod.	L (cm)	P (cm)	H (cm)
TY160L TY160E	35 14"	34 13.4"	160 64"


CANALINA LED 3000-4000K | LED 3000-4000K STRIP



FINITURE RAL | RAL FINISHES



FINITURE LEGNO | WOOD FINISHES




QUERCIA
OAK

NOCE CANALETTO
CANALETTO WALNUT

ROVERE TERMOTRATTATO
HEAT-TREATED OAK

> APPEAL

Piatto doccia
Shower tray



Piatto doccia con doga removibile.

Shower tray with removable drain cover.

Duschwanne mit abnehmbarer Einlage.

Receveur de douche avec cache-bonde amovible.

带可移动板条的淋浴盆。

cod.	L (cm)	P (cm)	H (cm)
APQ80	80 32"	80 32"	6 2.4"
APQ90	90 36"	90 36"	6 2.4"
APR80120	120 48"	80 32"	6 2.4"
APR90120	120 48"	90 36"	6 2.4"
APR80140	140 56"	80 32"	6 2.4"
APR90140	140 56"	90 36"	6 2.4"
APR80160	160 64"	80 32"	6 2.4"
APR90160	160 64"	90 36"	6 2.4"
APR80180	180 72"	80 32"	6 2.4"
APR90180	180 72"	90 36"	6 2.4"

PIATTO DOCCIA | SHOWER TRAY

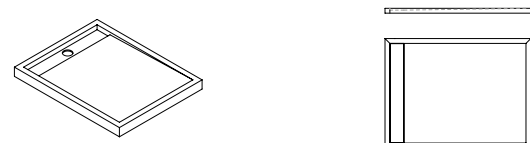
cod. APQ80



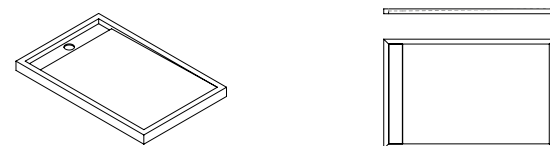
cod. APQ90



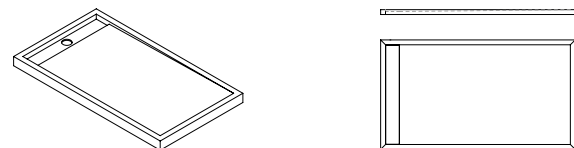
cod. APR80120 | APR90120



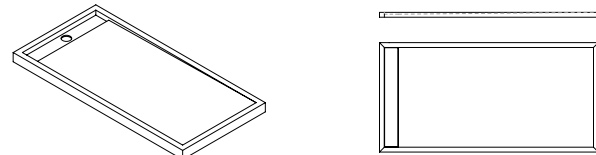
cod. APR80140 | APR90140



cod. APR80160 | APR90160

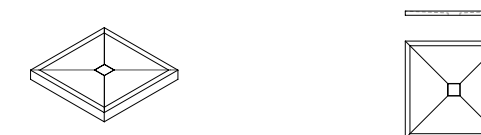


cod. APR80180 | APR90180

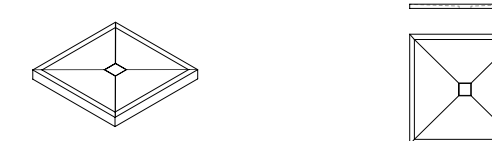


PIATTO DOCCIA | SHOWER TRAY

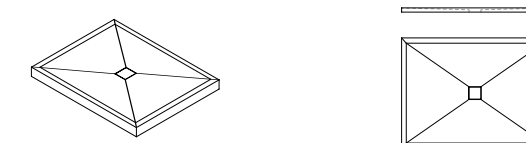
cod. APCQ80



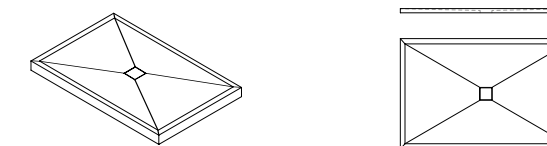
cod. APCQ90



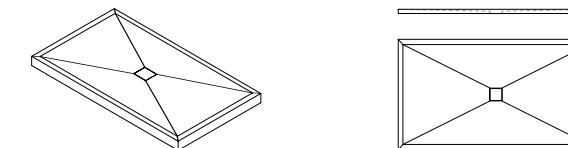
cod. APCR80120 | APCR90120



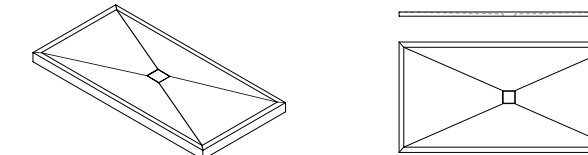
cod. APCR80140 | APCR90140



cod. APCR80160 | APCR90160



cod. APCR80180 | APCR90180



Piatto doccia con scarico centrale.

Shower tray with central drain.

Duschbecken mit Abfluss in der Mitte.

Collecteur de douche avec évacuation centrale.

淋浴盆带中间排水和可拆卸长条。

cod.	L (cm)	P (cm)	H (cm)
APCQ80	80 32"	80 32"	4,5 1.8"
APCQ90	90 36"	90 36"	4,5 1.8"
APCR80120	120 48"	80 32"	4,5 1.8"
APCR90120	120 48"	90 36"	4,5 1.8"
APCR80140	140 56"	80 32"	4,5 1.8"
APCR90140	140 56"	90 36"	4,5 1.8"
APCR80160	160 64"	80 32"	4,5 1.8"
APCR90160	160 64"	90 36"	4,5 1.8"
APCR80180	180 72"	80 32"	4,5 1.8"
APCR90180	180 72"	90 36"	4,5 1.8"

NOTE

Per la scelta della superficie più idonea, si rimanda alle norme specifiche in relazione all'utilizzo ed alla relativa normativa vigente.

Eor the selection of the most suitable finish, please refer to the specific rules in relation to the use and the related current legislation.

> BLISS

Specchio
Mirror



Specchio completo di due luci LED 3000/4000k sopra e sotto. Telaio in acciaio e profili laterali in gres porcellanato Mirage (fornito).

Mirror with two 3000/4000k LED lights (top and bottom). Steel frame and side profiles in Mirage porcelain stoneware (frame supplied).

Spiegel mit zwei Lampen LED 3000/4000k oben und unten. Rahmen aus Stahl und seitliche Profile aus Mirage Feinsteinzeug (mitgeliefert).

Miroir équipé de deux lampes LED 3000/4000k au-dessus et au-dessous. Cadre en acier et profils latéraux en grès Mirage (fourni).

镜子带上下两个3000/4000k的LED灯。不锈钢框架和陶瓷侧边（一并提供）。

SPECCHI ORIZZONTALI | HORIZONTAL MIRRORS


cod. MR9072




cod. MR12072




cod. MR14072



cod. MR16072



cod. MR18072



Rivestimento in gres porcellanato
Porcelain stoneware covering

cod.	L (cm)	P (cm)	H (cm)
MR9072	90 36"	3,8 1.5"	72 28.4"
MR12072	120 48"	3,8 1.5"	72 28.4"
MR14072	140 56"	3,8 1.5"	72 28.4"
MR16072	160 64"	3,8 1.5"	72 28.4"
MR18072	180 72"	3,8 1.5"	72 28.4"

NOTE

Ogni elemento della composizione può essere acquistato singolarmente o in abbinamento e personalizzato con i prodotti Mirage*.

Tutti i mobili sono forniti di idonei agganci. Non sono invece inclusi nella fornitura agganci chimici e accessori (rubinetteria, miscelatori).

Contattare l'ufficio Engineering per informazioni sull'ancoraggio degli elementi.

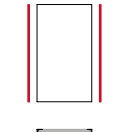
Each element of the composition can be purchased individually or to match, and can be produced with all the Mirage* products.

All furniture items are supplied with the appropriate hardware necessary for mounting. Resin-injected fittings and accessories (taps, mixer taps), are not included.

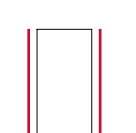
For further details on elements' anchoring please contact Mirage Engineering Division.

SPECCHI VERTICALI | VERTICAL MIRRORS

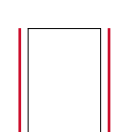
cod. MR4580




cod. MR4590



cod. MR6090



cod. MR7072

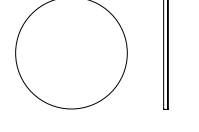


Rivestimento in gres porcellanato
Porcelain stoneware covering


cod.	L (cm)	P (cm)	H (cm)
MR4580	45 18"	3,8 1.5"	80 32"
MR4590	45 18"	3,8 1.5"	90 36"
MR6090	60 24"	3,8 1.5"	90 36"
MR7072	70 28"	3,8 1.5"	72 28.4"

SPECCHI TONDI | ROUND MIRRORS


cod. MRØ90



cod. MRØ100




cod. MRØ110



cod.	Ø (cm)	P (cm)
MRØ90	90 36"	2,8 1.1"
MRØ100	100 40"	2,8 1.1"
MRØ110	110 44"	2,8 1.1"

> BLAZE

Termoarredo
Radiator



172

Termoarredo con frontale in gres porcellanato e struttura in lamiera di alluminio verniciata a polvere, dotato di sistema di controllo della temperatura touch integrato con comandi sulla superficie. Scatola sul retro nel colore RAL 9006 non customizzabile. Accessori disponibili: porta asciugamani o accappatoi in acciaio satinato o verniciato a polvere.


Radiator with porcelain stoneware front panel and powder-coated aluminium structure, featuring a touch-control temperature system with surface-mounted controls. Rear box in RAL 9006 colour, non-customisable. Accessories available: towel or bathrobe rail in satin-finished or powder-coated steel.

Designheizkörper mit Vorderseite aus Feinsteinzeug und Gestell aus pulverlackiertem Aluminiumblech, mit integriertem Touch-Temperaturkontrollsystem mit Bedienelementen auf der Oberfläche ausgestattet.

Dose auf der Rückseite in RAL-Farbe 9006 (nicht anpassbar). Erhältlicher Zubehör: Handtuch- oder Bademantelhalter aus satiniertem oder pulverlackiertem Stahl.

Radiateur sèche-serviettes avec façade en grès cérame et structure en tôle d'aluminium recouverte de peinture en poudre, doté d'un système de contrôle de la température touch intégré avec commandes sur la surface. Boîtier à l'arrière dans la couleur RAL 9006 non personnalisable. Accessoires disponibles : porte-serviettes ou porte-peignoirs en acier satiné ou avec peinture en poudre.

陶瓷浴器正面和粉末涂层铝板加热毛巾架，表面集成触摸式温度控制系统。背箱采用 RAL 9006 颜色，不可定制。可选配件：缎面或粉末涂层钢制毛巾架或浴袍架。

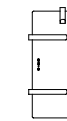


cod.	L (cm)	H (cm)	W (watt)	V (volt)
BLZ3990	39 15.3"	90 36"	380	230
BLZ39135	39 15.3"	135 53"	500	230
BLZ39185	39 15.3"	185 73"	760	230
BLZ5990	59 23.2"	90 36"	450	230
BLZ59135	59 23.2"	135 53"	900	230
BLZ59185	59 23.2"	185 73"	1350	230

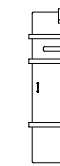
Bathmood
HOME design

TERMOARREDO | RADIATOR

cod. BLZ3990



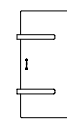
cod. BLZ39135



cod. BLZ39185



cod. BLZ5990



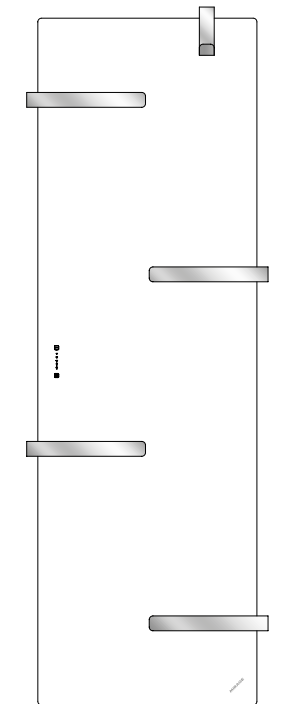
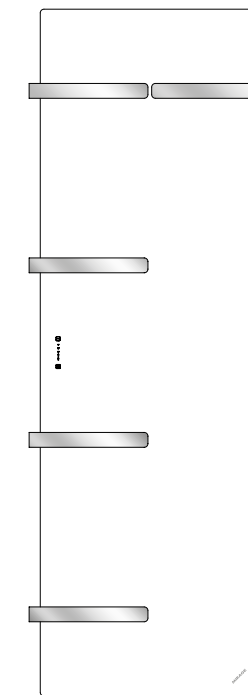
cod. BLZ59135



cod. BLZ59185

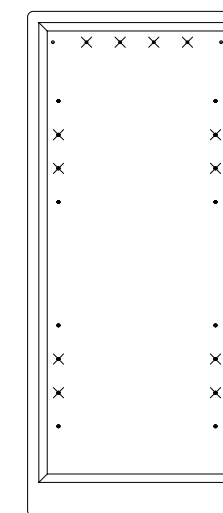


CONFIGURAZIONE VERTICALE | VERTICAL CONFIGURATION



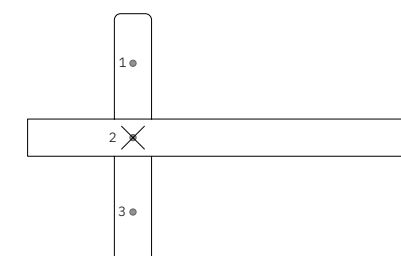
173

Il numero massimo di accessori dipende dalla dimensione del termoarredo.
The maximum number of accessories depends on the size of the radiator.

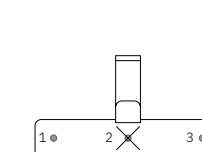


Fori posizionamento accessori
Positioning holes for accessories

Porta asciugamani
Towel rail



Porta accappatoio
Bathrobe rail




FINITURE ACCESSORI | ACCESSORIES FINISHES



ACCIAIO SATINATO
SATIN STEEL



NERO
Verniciato nero opaco RAL 9005
BLACK
Matt black painted finish (RAL 9005)



BIANCO
Verniciato bianco opaco RAL 9010
WHITE
Matt white painted finish (RAL 9010)

> BLAZE

Termoarredo
Radiator

INFORMAZIONI GENERALI

Dopo aver rimosso l'apparecchio dalla scatola, posizionarlo su una superficie morbida (tappeto o base protettiva) per evitare danni ai bordi. Verificare che l'apparecchio sia in buone condizioni. Non utilizzarlo se danneggiato.

CONTENUTO DELLA CONFEZIONE

- 1 apparecchio
- 1 filo elettrico
- 1 kit per il fissaggio a muro

INSTALLAZIONE

Preparazione

- Leggere e conservare le istruzioni prima dell'installazione e dell'uso.
- Seguire attentamente le indicazioni riportate per garantire un'installazione sicura e corretta.
- In caso di dubbi o condizioni non previste, consultare un esperto.

Divieti e Precauzioni

- Non modificare l'apparecchio né rimuovere parti fisse.
- Assicurarsi che il termoarredo sia montato a parete come indicato, con la grafica comandi posizionata a sinistra in caso di installazione verticale.
- Non posizionare l'apparecchio vicino a sorgenti d'acqua, come docce o rubinetti.
- Utilizzare i comandi solo con mani asciutte.

Smaltimento e Materiali

- Gli imballaggi sono riciclabili: smaltirli nei contenitori per la raccolta differenziata.

DESTINAZIONE D'USO

- Questo apparecchio è destinato esclusivamente al riscaldamento di ambienti domestici.

GENERAL INFORMATION

After removing the appliance from its packaging, place it on a soft surface (such as a carpet or protective base) to prevent damage to the edges. Inspect the appliance to ensure it is in good condition. Do not use if damaged.

PACKAGE CONTENTS

- 1 appliance
- 1 electric cord
- 1 wall mounting kit

INSTALLATION

Preparation

- Read and keep the instructions before installation and use.
- Follow the instructions carefully to ensure safe and proper installation.
- If in doubt or faced with unexpected conditions, seek expert advice.

Prohibitions and Precautions

- Do not modify the appliance or remove any fixed components.
- Ensure the radiator is mounted on the wall as specified, with the control graphic positioned on the left for vertical installations.
- Do not place the appliance near water sources, such as showers or taps.
- Operate the controls only with dry hands.

Disposal and Materials

- The packaging is recyclable: dispose of it in designated waste collection containers.

INTENDED USE

- This appliance is designed exclusively for heating the home.

CERTIFICATO DI CONFORMITÀ N° 24TSU0241 DEL 24.10.2024

CONFORMITY CERTIFICATE NO. 24TSU0241 OF 24/10/2024



- EN 60335-1:2012/AC:2014/A11:2014/A13:2017/A1:2019/A2:2019/A14:2019/A15:2021
- EN 60335-2-30:2009/A11:2012/AC:2010/AC:2014/A1:2020/A12:2020/A13:2022/A2:2022
- EN 61000-3-3:2013
- EN IEC 55014-1:2021
- EN IEC 55014-2:2021
- EN 61000-3-3:2013/A1:2019/A2:2021/AC:2022
- EN IEC 61000-3-2:2019/A1:2021/A2:2024

Bathmood
HOME design



175

> SERENITY

Base indipendente
Separate base unit



Base indipendente con cassetto.
Finiture: gres porcellanato, laccatura su scala RAL.

Standalone base unit with a drawer.
Finishes: porcelain stoneware, lacquer in RAL colours.

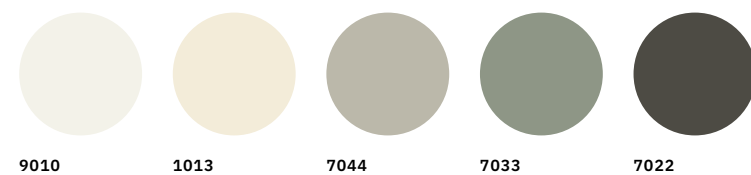
Unabhängiger Unterbau mit Schublade.
Oberflächenausführungen: Feinsteinzeug, Lackierung nach RAL-Skala.

Base indépendante avec tiroir.
Finitions : grès cérame, laquage selon le nuancier RAL.

带抽屉的独立式底柜。
饰面：炻瓷，RAL色标漆。


cod.	L (cm)	P (cm)	H (cm)
SE70BG SE70BL	70 28"	51,5 20.3"	34,6 13.7"
SE90BG SE90BL	90 36"	51,5 20.3"	34,6 13.7"
SE120BG SE120BL	120 48"	51,5 20.3"	34,6 13.7"
SE140BG SE140BL	140 56"	51,5 20.3"	34,6 13.7"
SE160BG SE160BL	160 64"	51,5 20.3"	34,6 13.7"
SE180BG SE180BL	180 72"	51,5 20.3"	34,6 13.7"

FINITURE RAL | RAL FINISHES



BASE | BASE

cod. SE70BG | SE70BL | SE90BG | SE90BL

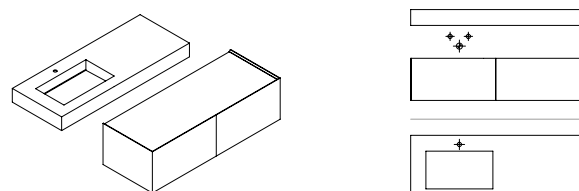


cod. SE120BG | SE120BL | SE140BG | SE140BL
cod. SE160BG | SE160BL | SE180BG | SE180BL

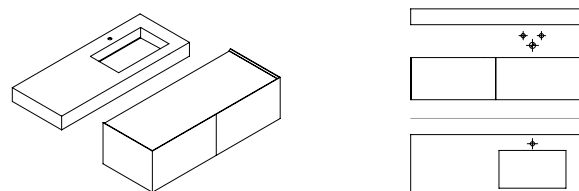


ESEMPI DI COMPOSIZIONE | COMPOSITION EXAMPLES

cod. SE140BG | SE140BL + JY140TS



cod. SE140BG | SE140BL + JY140TD



> STAY

Seduta
Seat



Seduta con ruote girevoli.

Seat with rotating wheels.

Sitz mit drehbaren Rädern.

Assise avec roues pivotantes.

带旋转轮的座椅。

cod.	L (cm)	P (cm)	H (cm)
STQ40	40 15.7"	40 20.3"	45 18"
STQ60	60 24"	60 24"	45 18"
STR6090	60 24"	90 36.3"	45 18"

SEDUTA | SEAT

cod. STQ40



cod. STQ60



cod. STR6090



Monoblocco con lavabo integrato
Vanity unit with built-in washbasin



Monoblocco con lavabo integrato e troppopieno, in appoggio su struttura con mensola in gres porcellanato.

Vanity unit with integrated countertop washbasin and stoneware shelf.

Monoblock mit integriertem Waschbecken und Überlauf, der auf einer Struktur mit Ablage aus Feinsteinzeug ruht.

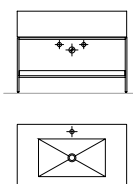
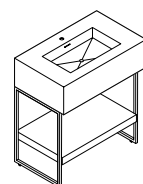
Monobloc avec lavabo intégré et trop-plein, en appui sur une structure avec tablette en grès.

单体式，配有集成洗脸盆和溢水口，置于带石器架的结构上。

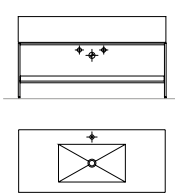
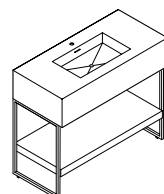
cod.	L (cm)	P (cm)	H (cm)
GH90	90 36"	51,5 20,3"	25 10"
GH120C	120 48"	51,5 20,3"	25 10"
GH120S	120 48"	51,5 20,3"	25 10"
GH120D	120 48"	51,5 20,3"	25 10"
GH140C	140 56"	51,5 20,3"	25 10"
GH140S	140 56"	51,5 20,3"	25 10"
GH140D	140 56"	51,5 20,3"	25 10"
GH160	160 64"	51,5 20,3"	25 10"
GH160S	160 64"	51,5 20,3"	25 10"
GH160D	160 64"	51,5 20,3"	25 10"
GHD160	160 64"	51,5 20,3"	25 10"
DIMENSIONE INTERNA LAVABO WASHBASIN INTERNAL DIMENSION	55 21.6"	31 12.2"	13 max 5.2" max

MONOBLOCCO | MONOBLOCK

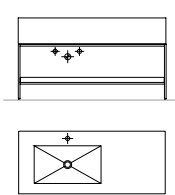
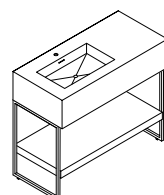
cod. GH90 + GHS90



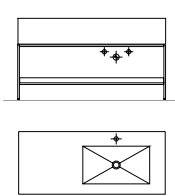
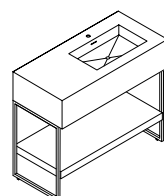
cod. GH120C + GHS120



cod. GH120S + GHS120

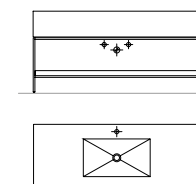
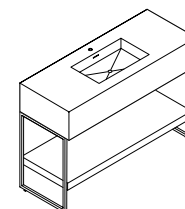


cod. GH120D + GHS120

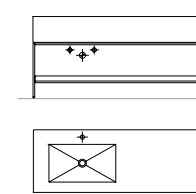
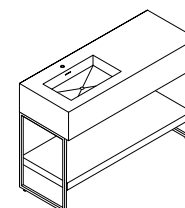


MONOBLOCCO | MONOBLOCK

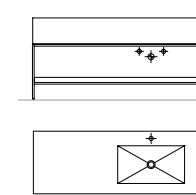
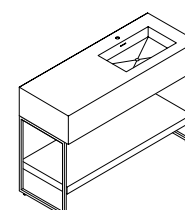
cod. GH140C + GHS140



cod. GH140S + GHS140

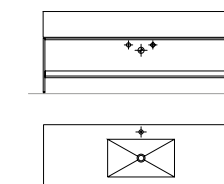
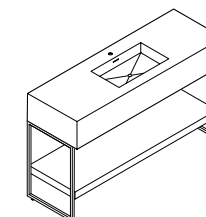


cod. GH140D + GHS140

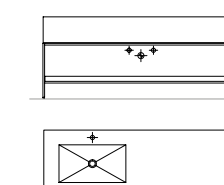
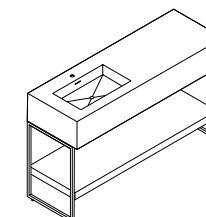


MONOBLOCCO | MONOBLOCK

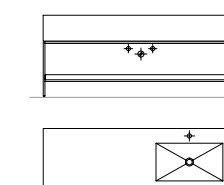
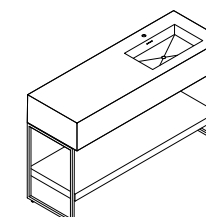
cod. GH160 + GHS160



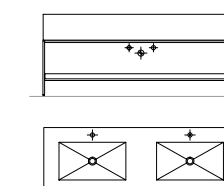
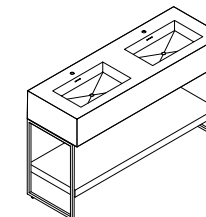
cod. GH160S + GHS160



cod. GH160D + GHS160



cod. GHD160 + GHS160



NOTE

Ogni elemento della composizione può essere acquistato singolarmente o in abbinamento e personalizzato con i prodotti Mirage*. Tutti i mobili sono forniti di idonei agganci. Non sono invece inclusi nella fornitura agganci chimici e accessori (rubinetteria, miscelatori). Contattare l'ufficio Engineering per informazioni sull'ancoraggio degli elementi.

Each element of the composition can be purchased individually or to match, and can be produced with all the Mirage* products. All furniture items are supplied with the appropriate hardware necessary for mounting. Resin-injected fittings and accessories (taps, mixer taps), are not included. For further details on elements' anchoring please contact Mirage Engineering Division.

Top scatolare con lavabo integrato
Vanity top with integrated washbasin



Top scatolare con lavabo integrato e troppopieno.

Box-shaped countertop with integrated washbasin and overflow.

Kastenaufsatz mit integriertem Waschbecken und Überlauf.

Plan à caissons avec lavabo intégré et trop-plein.

箱式台面，集成面盆和溢水口。

cod.	L (cm)	P (cm)	H (cm)
JH90T	90 36"	51,5 20.3"	15 6"
JH120TC	120 48"	51,5 20.3"	15 6"
JH120TS	120 48"	51,5 20.3"	15 6"
JY120TD	120 48"	51,5 20.3"	15 6"
JH140TC	140 56"	51,5 20.3"	15 6"
JH140TS	140 56"	51,5 20.3"	15 6"
JH140TD	140 56"	51,5 20.3"	15 6"
JH160TC	160 64"	51,5 20.3"	15 6"
JH160TS	160 64"	51,5 20.3"	15 6"
JH160TD	160 64"	51,5 20.3"	15 6"
JHD160T	160 64"	51,5 20.3"	15 6"
JHD180T	180 72"	51,5 20.3"	15 6"

DIMENSIONE INTERNA LAVABO WASHBASIN INTERNAL DIMENSION	55 21.6"	31 12.2"	13 max 5.2" max
---	-------------	-------------	--------------------

TOP | TOP

cod. JH90T




cod. JH120TC



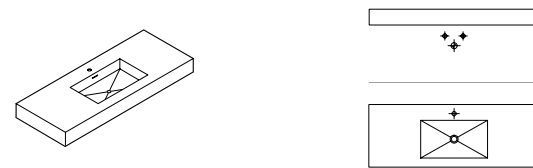
cod. JH120TS



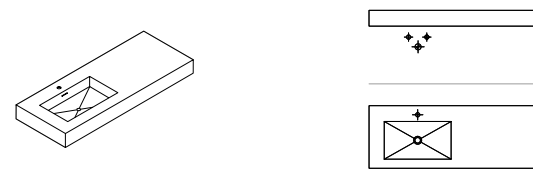
cod. JH120TD



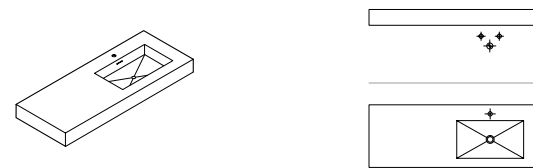
cod. JH140TC



cod. JH140TS

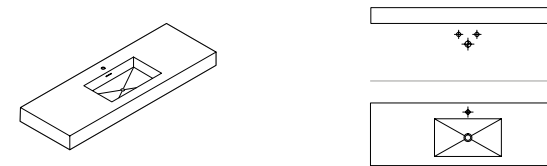


cod. JH140TD

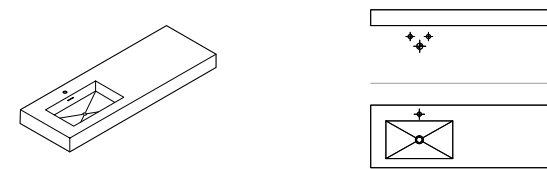


TOP | TOP

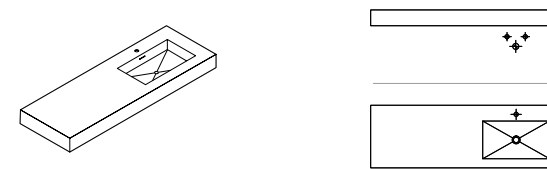
cod. JH160TC



cod. JH160TS

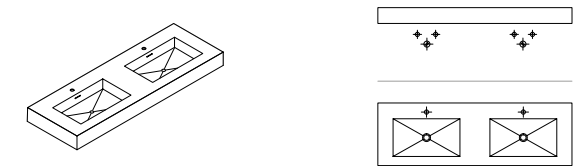


cod. JH160TD

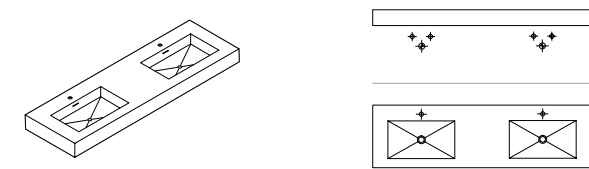


TOP DOPPIO LAVABO | TOP WITH DOUBLE WASHBASIN

cod. JHD160T



cod. JHD180T



NOTE

Ogni elemento della composizione può essere acquistato singolarmente o in abbinamento e personalizzato con i prodotti Mirage®. Tutti i mobili sono forniti di idonei agganci. Non sono invece inclusi nella fornitura agganci chimici e accessori (rubinetteria, miscelatori). Contattare l'ufficio Engineering per informazioni sull'ancoraggio degli elementi.

Each element of the composition can be purchased individually or to match, and can be produced with all the Mirage® products. All furniture items are supplied with the appropriate hardware necessary for mounting. Resin-injected fittings and accessories (taps, mixer taps), are not included. For further details on elements' anchoring please contact Mirage Engineering Division.

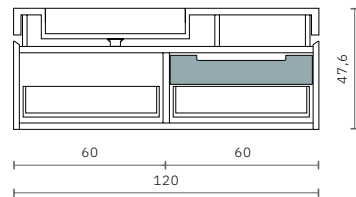
POSIZIONAMENTO CASSETTIERE INTERNE

POSITIONING OF INTERNAL DRAWERS | POSITIONIERUNG DER INTERNEN SCHUBLADEN | EMLACEMENT TIROIRS INTÉRIEURS | 内部抽屉的定位

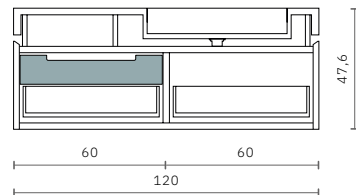
> FREEDOM

CASSETTO DOPPIO
DOUBLE DRAWER
DOPPELTE SCHUBLADE
TIROIR DOUBLE
双抽屉

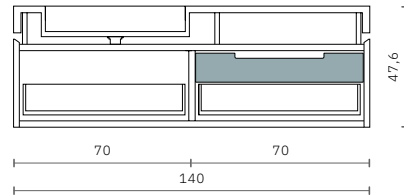
cod. FR120S



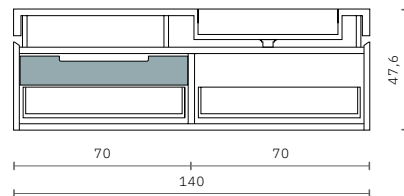
cod. FR120D



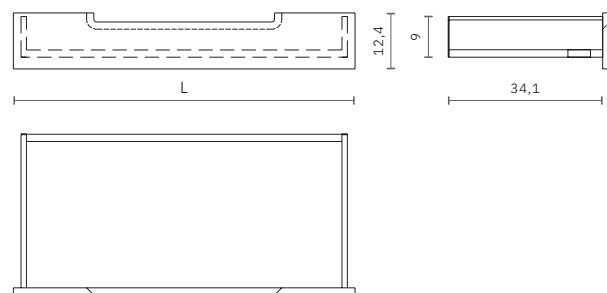
cod. FR140S



cod. FR140D



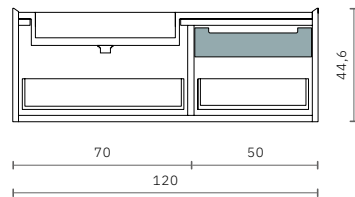
Dettaglio cassetto
Drawer detail



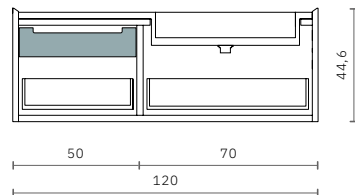
> GLAD

CASSETTO DOPPIO
DOUBLE DRAWER
DOPPELTE SCHUBLADE
TIROIR DOUBLE
双抽屉

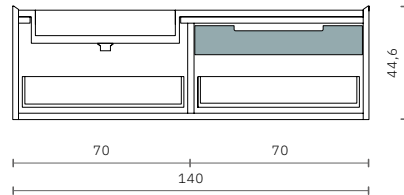
cod. GD120S



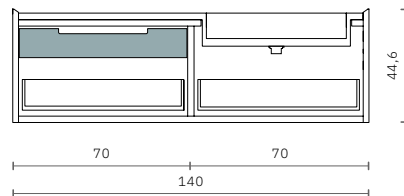
cod. GD120D



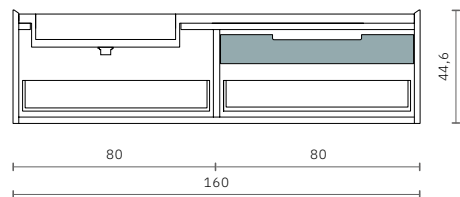
cod. GD140S



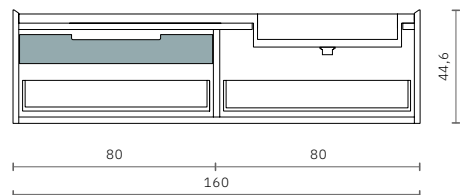
cod. GD140D



cod. GD160S



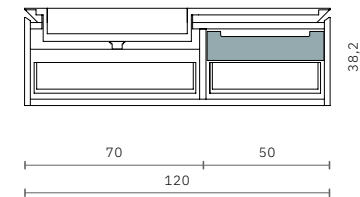
cod. GD160D



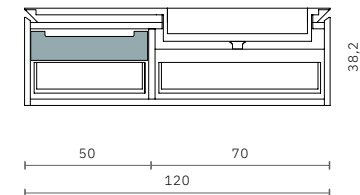
> GLAMOUR

CASSETTO DOPPIO
DOUBLE DRAWER
DOPPELTE SCHUBLADE
TIROIR DOUBLE
双抽屉

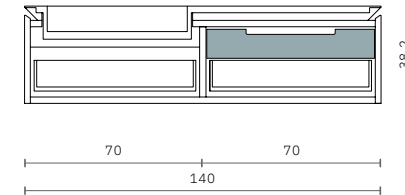
cod. GM120S



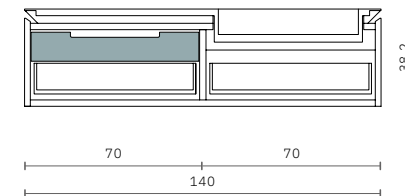
cod. GM120D



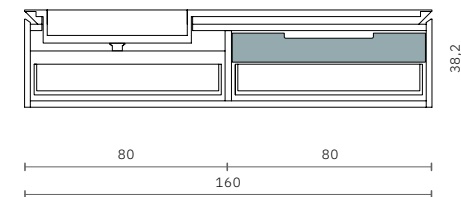
cod. GM140S



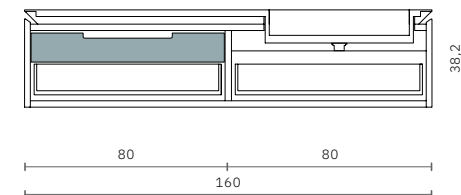
cod. GM140D



cod. GM160S



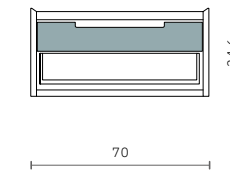
cod. GM160D



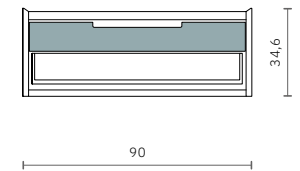
> SERENITY

CASSETTO SINGOLO
SINGLE DRAWER
EINZELNE SCHUBLADE
TIROIR SIMPLE
单抽屉

cod. JY70B

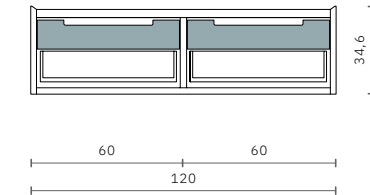


cod. JY90B

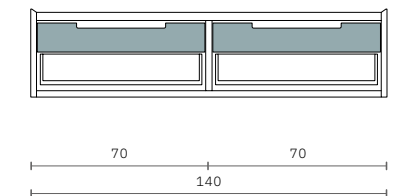


CASSETTO DOPPIO
DOUBLE DRAWER
DOPPELTE SCHUBLADE
TIROIR DOUBLE
双抽屉

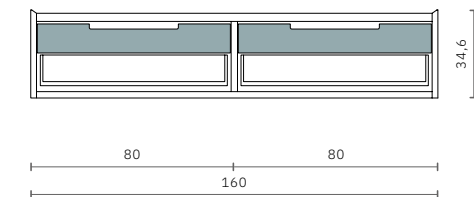
cod. JY120B



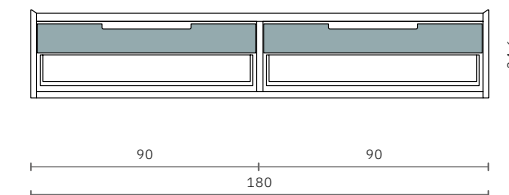
cod. JY140B



cod. JY160B



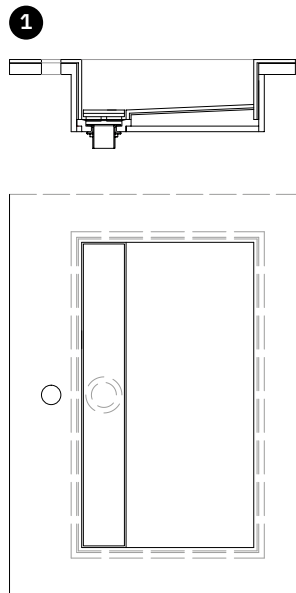
cod. JY180B



DRAINS | ABFLUSS | BONDE | 排水口

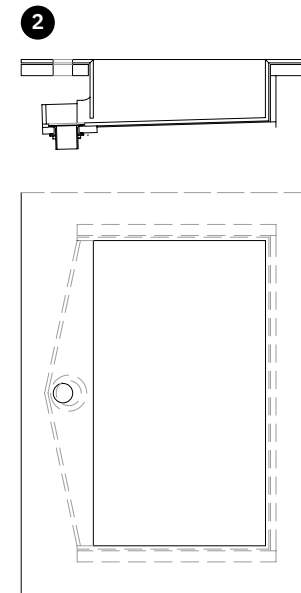
SCARICO CON DOGA REMOVIBILE

DRAIN WITH REMOVABLE COVER
ABFLUSS MIT HERAUSNEHMBARER LEISTE
BONDE AVEC LATTE AMOVIBLE
带可移动板条的排水口



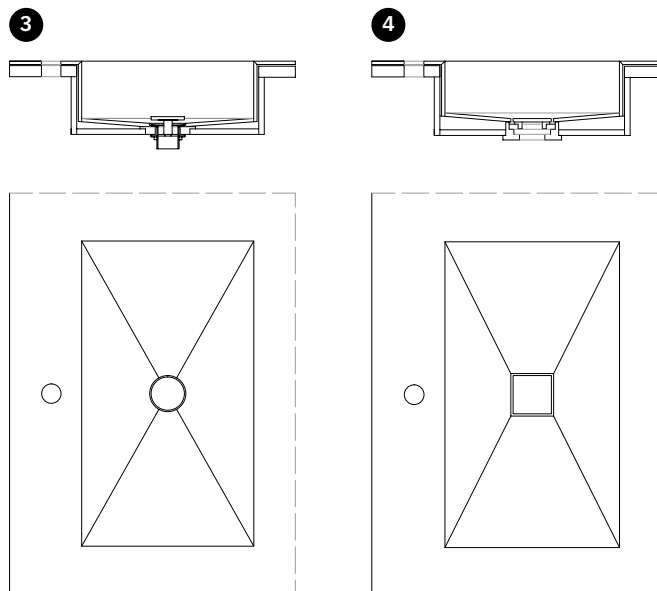
SCARICO A CASCATA

CASCADE DRAIN
KASKADENABLAUF
BONDE CASCADE
层叠式排水口



SCARICO CENTRALE APERTO*

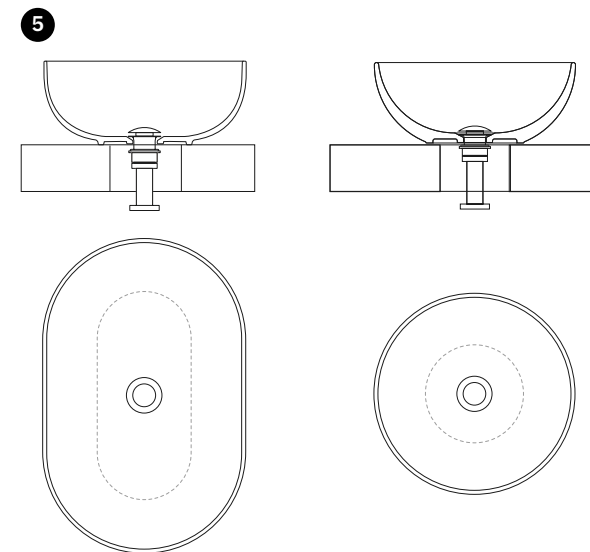
OPEN CENTRAL DRAIN
OFFENER ZENTRALER ABLAUF
BONDE CENTRALE OUVERTE
开放式中央排水口



* Tappo in gres porcellanato
Porcelain stoneware plug
Verschluss aus Feinsteinzeug
Bonde en grès cérame
陶瓷石器水槽塞

SCARICO CENTRALE APERTO**

OPEN CENTRAL DRAIN
OFFENER ZENTRALER ABLAUF
BONDE CENTRALE OUVERTE
开放式中央排水口



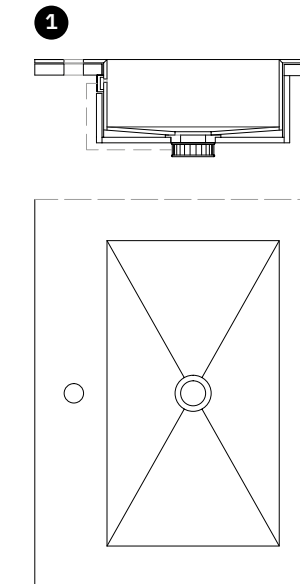
** Piletta Stop&Go con tappo in ceramica
Stop&Go drain with ceramic plug
Stop&Go-Ablaufgarnitur und Keramikverschluss
Bonde Stop&Go avec bouchon en céramique
带陶瓷塞的 Stop&Go溢水口

Composizione Composition Zusammensetzung Composition 组成	Scarico Drain Ablauf Bonde 排水口	1	2	3	4	5
CLASSY		•	-	•	-	-
DELIGHT		•	-	•	-	-
FLAIR_UP ELLIPSE		-	-	-	-	•
FLAIR_UP GLOBE		-	-	-	-	•
FREEDOM		•	•	•	-	-
GLAD		•	•	•	-	-
GLAMOUR		•	•	•	-	-
JOY		•	•	•	-	-
JOY FLAIR		-	-	•	-	-
WISH		•	-	•	-	-
ZENITH		-	-	-	•	-

DRAINS | ABFLUSS | BONDE | 排水口

SCARICO CENTRALE CHIUSO

CLOSED CENTRAL DRAIN
GESCHLOSSENER ZENTRALER ABLAUF
BONDE CENTRALE FERMÉE
封闭式中央排水口



* Tappo in gres porcellanato
Porcelain stoneware plug
Verschluss aus Feinsteinzeug
Bonde en grès cérame
陶瓷石器水槽塞

Composizione
Composition
Zusammensetzung
Composition
组成

Scarico
Drain
Ablauf
Bonde
排水口

	1
GLAD HO.RE.CA	•
JOY HO.RE.CA	•

Bathmood

PULIZIA E MANUTENZIONE

CLEANING AND MAINTENANCE | REINIGUNG UND WARTUNG | NETTOYAGE ET ENTRETIEN | 清洁与保养

186

PULIZIA E MANUTENZIONE QUOTIDIANA PARTI LACCATE DEL MOBILE (INTERNI E TOP PER BASI SOSPESE)

Utilizzare una soluzione di sapone liquido neutro non abrasivo (particolarmente consigliato il Sapone di Marsiglia) diluito in acqua tiepida. Usare una soluzione concentrata nel caso in cui le superfici siano molto grasse e sporche. L’ ideale è utilizzare un panno in microfibra inumidito.

PULIZIA E MANUTENZIONE QUOTIDIANA PARTI IN ESSENZA ROVERE TERMOTRATTATO

Utilizzare una soluzione di acqua tiepida. L’ ideale è utilizzare un panno in microfibra inumidito leggermente. Successivamente asciugare subito con un panno asciutto evitando aloni o ristagni di umidità.

AVVERTENZE MOBILI (PARTI LACCATE o ESSENZA)

- Non usare mai sostanze abrasive che possono graffiare le superficie (detersivi in polvere, paglietta metallica, punte, lame).
- Non usare detersgenti contenenti acidi forti (decalcificanti tipo Viakal, pulitori per scarichi), detersgenti per forno, sostanze pulitrici per argento, solventi organici come alcool etilico, acetone, trielina.
- Non usare detersivi contenenti ammoniaca, alcool e candeggina.
- Per superfici miste Gres porcellanato/legno come spigoli dei cassetti e fianchi di mobili non utilizzare prodotti specifici per Gres porcellanato.

AVVERTENZE PIATTI DOCCIA E LAVABI

- Non gettare acqua bollente direttamente all’interno dei lavabi, evitando improvvise dilatazioni dovute a shock termico.
- Non utilizzare pulitori per scarichi.

EVERYDAY CLEANING AND MAINTENANCE OF LACQUERED PARTS OF THE UNIT (INTERIORS AND TOPS FOR WALL-HUNG BASES)

Use a non-abrasive neutral liquid soap solution (Marseilles soap is highly recommended) diluted in warm water. Use a concentrated solution for very greasy, dirty surfaces. A damp microfibre cloth is ideal.

187

CLEANING AND MAINTENANCE OF PARTS IN HEAT-TREATED OAK

Use a warm water solution. A slightly damp microfibre cloth is ideal. Dry immediately with a dry cloth to avoid leaving marks or humidity.

188

WARNINGS FOR UNITS (LACQUERED OR WOOD PARTS)

- Never use abrasive substances that could scratch the surfaces (powdered detergents, metal sponges, tips, blades).
- Do not use detergents containing strong acids (limescale removers such as Viakal, drain cleaning products), detergents for ovens, cleaning substances for silver, organic solvents such as ethyl alcohol, acetone or trichloroethylene.
- Do not use detergents containing ammonia, alcohol and bleach.
- For mixed porcelain stoneware/wood surfaces such as the edges of drawers and the sides of units, do not use specific products for porcelain stoneware.

WARNINGS FOR SHOWER TRAYS AND WASHBASINS

- Do not pour boiling water directly into washbasins, to avoid sudden dilation caused by thermal shock.
- Do not use drain cleaners.

TÄGLICHE REINIGUNG UND WARTUNG DER LACKIERTEN MÖBELTEILE (INNERES UND PLATTE BEI HÄNGEUNTERBAUTEN)

Eine Lösung aus neutraler, nicht scheuernder Flüssigseife (insbesondere wird Kernseife empfohlen), die in lauwarmem Wasser verdünnt wurde. Eine konzentrierte Lösung verwenden, falls die Oberflächen sehr fett und schmutzig sind. Idealerweise ein feuchtes Mikrofasertuch verwenden.

TÄGLICHE REINIGUNG UND WARTUNG DER TEILE AUS WÄRMEBEHANDELTEM EICHENHOLZ

Eine lauwarme Wasserlösung verwenden. Idealerweise ein leicht feuchtes Mikrofasertuch verwenden. Sofort mit einem trockenen Tuch abtrocknen, um Spuren oder Feuchtigkeitsrückstände zu vermeiden.

WARNHINWEISE FÜR MÖBEL (LACKIERTE TEILE oder HOLZ)

- Nie scheuernde Mittel verwenden, die die Oberflächen zerkratzen könnten (Reinigungspulver, Metallschwämme, Spitzen, Klingen).
- Keine stark säurehaltigen Reinigungsmittel (Entkalker wie Viakal, Abflussreiniger), Ofenreiniger, Silberreiniger, organischen Lösungsmittel wie Ethylalkohol, Aceton, Trichlorethen verwenden.
- Keine ammoniak-, alkohol- und bleichmittelhaltigen Reinigungsmittel verwenden.
- Für gemischte Oberflächen aus Feinsteinzeug/Holz wie die Kanten der Schubladen und Möbelseiten keine spezifischen Reiniger für Feinsteinzeug verwenden.

WARNHINWEISE FÜR DUSCH- UND WASCHBECKEN

- Kein siedendes Wasser direkt in die Waschbecken gießen, um plötzliche Ausdehnungen aufgrund des Temperaturschocks zu vermeiden.
- Keine Abflussreiniger verwenden.

NETTOYAGE ET ENTRETIEN QUOTIDIENS DES PARTIES LAQUÉES DU MEUBLE (INTÉRIEURS ET PLAN POUR BASES SUSPENDUES)

Utiliser une solution de savon neutre non abrasif (le savon de Marseille est particulièrement conseillé) diluée dans de l’eau tiède. Utiliser une solution concentrée dans le cas où les surfaces seraient très grasses et sales. L’idéal est d’utiliser un chiffon en microfibre humide.

NETTOYAGE ET ENTRETIEN QUOTIDIENS DES PARTIES EN ESSENCE DE ROUVRE THERMO TRAITÉ

Utiliser une solution d’eau tiède. L’idéal est d’utiliser un chiffon en microfibre légèrement humide. Par la suite, essuyer tout de suite avec un chiffon sec en évitant les auréoles ou les stagnations d’humidité.

AVERTISSEMENTS POUR MEUBLES (PARTIES LAQUÉES OU ESSENCE)

- Ne jamais utiliser de substances abrasives pouvant érafler les surfaces (détergents en poudre, éponge métallique, pointes, lames).
- Ne pas utiliser de détergents contenant des acides forts (détartrants type Viakal, déboucheurs), détergents pour four, substances nettoyantes pour argent, solvants organiques comme alcool éthylique, acétone, trichloréthylène.
- Ne pas utiliser de détergents contenant de l’ammoniac/que, alcool et eau de Javel.
- Pour des surfaces mixtes grès/bois comme les arêtes des tiroirs et les côtés des meubles, ne pas utiliser de produits spécifiques pour grès.

AVERTISSEMENTS POUR RECEVEURS DE DOUCHES ET LAVABOS

- Ne pas jeter d’eau bouillante directement à l’intérieur des lavabos, en évitant des dilatations soudaines dues à un choc thermique.
- Ne pas utiliser de déboucheurs.

家具的烤漆部件的日常清洁和维护（壁挂式地柜的内部和顶板）

使用非研磨性中性皂液（特别推荐使用马赛皂）在温水中稀释的溶液。 如果表面非常油腻和脏污，请使用浓缩溶液。理想的是使用潮湿的超细纤维布。

189

热处理橡木部件的日常清洁和维护

使用温水溶液。理想的方法是使用微湿的超细纤维布。然后立即用干布擦干，以免出现条纹或湿气停滞。

190

家具警告（烤漆或木材部件）

切勿使用可能会划伤表面的研磨性物质（粉末清洁剂，钢丝绒，针尖，刀片）。切勿使用含有强酸的清洁剂（Viakal之类的除垢剂，下水道清洁剂），烤箱清洁剂，银器清洁剂，有机溶剂（如乙醇，丙酮，三氯乙烯）。切勿使用含有氨、酒精和漂白剂的清洁剂。对于瓷砖/木质混合的表面，例如抽屉边缘和家具侧板，切勿使用瓷砖专用的清洁产品。

191

淋浴盆和盥洗盆警告

切勿将沸水直接倒入盥洗盆中，以免因热冲击而突然膨胀。切勿使用下水道清洁剂。

187

IMBALLI

PACKAGING | VERPACKUNGEN | EMBALLAGES | 包装

Bathmood

188

Composizione	Codice	Descrizione	Descrizione Imballo	N. Colli	Peso lordo	Peso netto
Composition	Code	Description	Packaging Descriptions	N° of boxes	Gross weight	Net weight
Zusammensetzung	Artikelnummer	Beschreibung	Beschreibung der Verpackung Descriptions	Frachtstücke	Bruttogewicht	Nettogewicht
Composition	Code	Description	Emballage	N. de colis	Poids brut	Poids net
组成	编号	描述	包装描述	包装数量	毛重	净重
APPEAL	APQ80	Piatto doccia quadrato con dogia removibile	Cassa di legno tipo OSB, protezioni interne in polistirolo Wooden crate in OSB, internal cushioning in polystyrene	1	37,3	23,8
	APQ90	Square shower tray with removable drain cover		1	43,9	27,9
	APR80120	Piatto doccia rettangolare con dogia removibile Rectangular shower tray with removable drain cover		1	57,8	37,6
	APR80140			1	58,8	38,6
	APR80160			1	62	42,2
	APR80180			1	69,6	45,3
	APR90120			1	58	37
	APR90140			1	59,3	39
	APR90160			1	63,1	42,3
	APR90180			1	77	46,4
	APCQ80	Piatto doccia quadrato con scarico centrale	Cassa di legno tipo OSB, protezioni interne in polistirolo Wooden crate in OSB, internal cushioning in polystyrene	1	36,9	23,4
	APCQ90	Square shower tray with central drain		1	43,5	27,5
	APCR80120	Piatto doccia rettangolare con scarico centrale Rectangular shower tray with central drain		1	57,4	36,2
	APCR80140			1	58,4	38,2
	APCR80160			1	61,6	40,8
	APCR80180			1	69,4	44,9
	APCR90120			1	57,8	36,8
	APCR90140			1	58,9	38,6
	APCR90160			1	62,7	41,9
	APCR90180			1	73	46

Composizione	Codice	Descrizione	Descrizione Imballo	N. Colli	Peso lordo	Peso netto
Composition	Code	Description	Packaging Descriptions	N° of boxes	Gross weight	Net weight
Zusammensetzung	Artikelnummer	Beschreibung	Beschreibung der Verpackung Descriptions	Frachtstücke	Bruttogewicht	Nettogewicht
Composition	Code	Description	Emballage	N. de colis	Poids brut	Poids net
组成	编号	描述	包装描述	包装数量	毛重	净重
BLAZE	BLZ3990	Termoarredo Radiator	Cassa di legno con chiusura in cartone Wooden crate with cardboard closure	1	14	9
	BLZ39135			1	18,5	13,50
	BLZ39185			1	23	18
	BLZ5990			1	19	14
	BLZ59135			1	24,5	19,50
	BLZ59185			1	32	27
	BLISS			MR9072	Specchio retroilluminato orizzontale con profili in gres porcellanato Back-lit horizontal mirror with edging in porcelain stoneware	Scatola in cartone bianca con protezioni interne in polistirolo White cardboard box with internal cushioning in polystyrene
MR12072		1	13,5	5,5		
MR14072		1	15,7	6,4		
MR16072		1	17,9	7,4		
MR18072		1	20,21	8,2		
MR4580		Specchio retroilluminato verticale con profili in gres porcellanato Back-lit vertical mirror with edging in porcelain stoneware	1	5,6		
MR4590			1	5,7	2,4	
MR6090			1	8,1	3,3	
MR7072			1	7,9	3,2	
MRØ90		Specchio retroilluminato tondo Back-lit round mirror	1	11,9	3,9	
MRØ100			1	13,1	4,9	
MRØ110			1	14,6	5,6	

189

IMBALLI

PACKAGING | VERPACKUNGEN | EMBALLAGES | 包装

Composizione	Codice	Descrizione	Descrizione Imballo	N. Colli	Peso lordo	Peso netto
Composition	Code	Description	Packaging Descriptions	N° of boxes	Gross weight	Net weight
Zusammensetzung	Artikelnummer	Beschreibung	Beschreibung der Verpackung Descriptions	Frachtstücke	Bruttogewicht	Nettogewicht
Composition	Code	Description	Emballage	N. de colis	Poids brut	Poids net
组成	编号	描述	包装描述	包装数量	毛重	净重
CLASSY	CY100	Monoblocco con 1 lavabo integrato e 2 cassetti Monoblock with 1 built-in washbasin and 2 drawers	Cassa di legno tipo OSB, protezioni interne in polistirolo + Scatola in cartone bianca, pannello OSB 8 mm + pannello polistirolo applicati sul fondo, angolari in polistirolo a copertura degli spigoli Wooden crate in OSB, internal cushioning in polystyrene + White cardboard box, 8 mm OSB panel + panel in polystyrene applied on the bottom, corners in polystyrene and edge protection	2	89,52	53,72
	CY120			2	104,92	63,32
	CY140			2	117,12	69,52
	CY160	Monoblocco con doppio lavabo integrato e 2 cassetti Monoblock with double built-in washbasin and 2 drawers	Cassa di legno tipo OSB, protezioni interne in polistirolo + Scatola in cartone bianca, pannello OSB 8 mm + pannello polistirolo applicati sul fondo, angolari in polistirolo a copertura degli spigoli Wooden crate in OSB, internal cushioning in polystyrene + White cardboard box, 8 mm OSB panel + panel in polystyrene applied on the bottom, corners in polystyrene and edge protection	2	131,82	83,42
	CY180			2	144,22	90,92
	CY200			2	155,10	98,42
	CY220			2	170,90	114,88
	CY240			2	186,62	125,41
DELIGHT	DLQ50	Lavabo freestanding Freestanding washbasin	Cassa di legno tipo OSB, protezioni interne in polistirolo Wooden crate in OSB, internal cushioning in polystyrene	1	92,5	64,9
FLAIR_UP ELLIPSE	FE62	Lavabo da appoggio in ceramica Countertop ceramic washbasin	Scatola in cartone bianca con protezioni interne in polistirolo White cardboard box with internal cushioning in polystyrene	1	-	11
FLAIR_UP GLOBE	FG40	Lavabo da appoggio in ceramica Countertop ceramic washbasin	Scatola in cartone bianca con protezioni interne in polistirolo White cardboard box with internal cushioning in polystyrene	1	-	7
FREEDOM	FR90	Monoblocco con 1 lavabo integrato e 1 cassetto Monoblock with 1 built-in washbasin and 1 drawer	Cassa di legno tipo OSB, protezioni interne in polistirolo + Scatola in cartone bianca, pannello OSB 8 mm + pannello polistirolo applicati sul fondo, angolari in polistirolo a copertura degli spigoli Wooden crate in OSB, internal cushioning in polystyrene + White cardboard box, 8 mm OSB panel + panel in polystyrene applied on the bottom, corners in polystyrene and edge protection	2	94,4	54,6
	FR120	Monoblocco con 1 lavabo integrato e 2 cassetti Monoblock with 1 built-in washbasin and 2 drawers		2	104	68,8
	FR140	Monoblocco con 1 lavabo integrato e 2 cassetti Monoblock with 1 built-in washbasin and 2 drawers		2	120,6	73
	FRD160	Monoblocco con doppio lavabo integrato e 2 cassetti Monoblock with double built-in washbasin and 2 drawers		2	132,8	84,4
	FRD180	Monoblocco con doppio lavabo integrato e 2 cassetti Monoblock with double built-in washbasin and 2 drawers		2	159,8	88,7
FUN	FNR5052	Cubotto Cube-shaped	Scatola in cartone bianca, pannello OSB 8 mm applicato sul fondo, angolari in polistirolo a copertura degli spigoli White cardboard box, 8 mm OSB panel applied on the bottom, corners in polystyrene and edge protection	1	29,8	15,7
	FNR35104	Pensile Wall unit		1	56,1	35,2
	FNR35160	Colonna Column		1	35,2	19,8

Bathmood

Composizione	Codice	Descrizione	Descrizione Imballo	N. Colli	Peso lordo	Peso netto
Composition	Code	Description	Packaging Descriptions	N° of boxes	Gross weight	Net weight
Zusammensetzung	Artikelnummer	Beschreibung	Beschreibung der Verpackung Descriptions	Frachtstücke	Bruttogewicht	Nettogewicht
Composition	Code	Description	Emballage	N. de colis	Poids brut	Poids net
组成	编号	描述	包装描述	包装数量	毛重	净重
GLAD	GS90	Monoblocco con 1 lavabo integrato e 1 cassetto Monoblock with 1 built-in washbasin and 1 drawer	Scatola in cartone bianca, pannello OSB 8 mm applicato sul fondo, angolari in polistirolo a copertura degli spigoli White cardboard box, 8 mm OSB panel applied on the bottom, corners in polystyrene and edge protection	1	90,8	51,4
	GD120	Monoblocco con 1 lavabo integrato e 2 cassetti Monoblock with 1 built-in washbasin and 2 drawers		1	99,8	64,6
	GD140	Monoblocco con 1 lavabo integrato e 2 cassetti Monoblock with 1 built-in washbasin and 2 drawers		1	116,1	70,4
	GD160	Monoblocco con 1 lavabo integrato e 2 cassetti Monoblock with 1 built-in washbasin and 2 drawers		1	127,3	77,4
	GDS90	Base in acciaio INOX verniciato Painted stainless steel base		1	20,4	6,3
	GDS120			1	38,2	7,1
	GDS140			1	46,9	7,9
	GDS160			1	50,2	8,3
GLAMOUR	GM90	Monoblocco con 1 lavabo integrato e 1 cassetto Monoblock with 1 built-in washbasin and 1 drawer	Scatola in cartone bianca, pannello OSB 8 mm applicato sul fondo, angolari in polistirolo a copertura degli spigoli White cardboard box, 8 mm OSB panel applied on the bottom, corners in polystyrene and edge protection	1	68,3	54,3
	GM120	Monoblocco con 1 lavabo integrato e 2 cassetti Monoblock with 1 built-in washbasin and 2 drawers		1	94,8	63,9
	GM140	Monoblocco con 1 lavabo integrato e 2 cassetti Monoblock with 1 built-in washbasin and 2 drawers		1	107,8	74,1
	GM160	Monoblocco con 1 lavabo integrato e 2 cassetti Monoblock with 1 built-in washbasin and 2 drawers		1	121,2	96,4
HAPPINESS	HP90T	Top scatolare per lavabo singolo da appoggio Box-shaped countertop for single countertop washbasin	Cassa di legno tipo OSB, protezioni interne in polistirolo Wooden crate in OSB, internal cushioning in polystyrene	1	26,5	11,2
	HP120T			1	42,6	16,6
	HP140T			1	48	19
	HPD160T	Top scatolare per doppio lavabo da appoggio Box-shaped countertop for double countertop washbasin		1	50,1	21,9
	HPD180T			1	57,5	23,7

190

191

IMBALLI

PACKAGING | VERPACKUNGEN | EMBALLAGES | 包装

Composizione	Codice	Descrizione	Descrizione Imballo	N. Colli	Peso lordo	Peso netto
Composition	Code	Description	Packaging Descriptions	N° of boxes	Gross weight	Net weight
Zusammensetzung	Artikelnummer	Beschreibung	Beschreibung der Verpackung Descriptions	Frachtstücke	Bruttogewicht	Nettogewicht
Composition	Code	Description	Emballage	N. de colis	Poids brut	Poids net
组成	编号	描述	包装描述	包装数量	毛重	净重
JOY	JY90T	Top scatolare con 1 lavabo integrato completo di staffe per montaggio Box-shaped countertop with 1 built-in washbasin, complete with mounting brackets	Cassa di legno tipo OSB, protezioni interne in polistirolo Wooden crate in OSB, internal cushioning in polystyrene	1	32,7	17,4
	JY120T			1	48,8	22,8
	JY140T			1	54,2	25,2
	JY160T	1	56,3	28,1		
	JYD160T	Top scatolare con doppio lavabo integrato completo di staffe per montaggio	1	62,5	34,3	
	JYD180T	Box-shaped countertop with double built-in washbasin, complete with mounting brackets	1	69,9	36,2	
JOY FLAIR	JF90T	Top scatolare con 1 lavabo sottopiano integrato in ceramica completo di staffe per montaggio Box-shaped top with one integrated under-counter ceramic washbasin, complete with mounting brackets	Cassa di legno tipo OSB, protezioni interne in polistirolo Wooden crate in OSB, internal cushioning in polystyrene	1	45	29,7
	JF120T			1	61,1	35,1
	JF140T			1	66,5	37,5
	JF160T	1	68,6	40,4		
	JFD160T	Top scatolare con doppio lavabo sottopiano integrato in ceramica completo di staffe per montaggio	1	87,1	58,9	
	JFD180T	Box-shaped top with double integrated under-counter ceramic washbasin, complete with mounting brackets	1	94,5	60,7	
SERENITY	SE70B	Base sospesa con 1 cassetto completa di ferramenta per il montaggio Wall-mounted vanity unit with 1 drawer, complete with hardware	Scatola in cartone bianca, pannello OSB 8 mm + pannello polistirolo applicati sul fondo, angolari in polistirolo a copertura degli spigoli White cardboard box, 8 mm OSB panel + panel in polystyrene applied on the bottom, corners in polystyrene and edge protection	1	51	36,4
	SE90B			1	58,2	44,2
	SE120B	1		81,1	50,1	
	SE140B	Base sospesa con 1 cassetto completa di ferramenta per il montaggio Wall-mounted vanity unit with 1 drawer, complete with hardware		1	92	53,2
	SE160B	1		103	56,9	
	SE180B	1		114	60,7	
STAY	STQ40	Seduta con ruote girevoli Seat with rotating wheels	Scatola in cartone bianca, pannello OSB 8 mm applicato sul fondo, angolari in polistirolo a copertura degli spigoli White cardboard box, 8 mm OSB panel applied on the bottom, corners in polystyrene and edge protection	1	43,5	27,9
	STQ60			1	72,0	48,3
	STR6090			1	102,1	65,1

Composizione	Codice	Descrizione	Descrizione Imballo	N. Colli	Peso lordo	Peso netto
Composition	Code	Description	Packaging Descriptions	N° of boxes	Gross weight	Net weight
Zusammensetzung	Artikelnummer	Beschreibung	Beschreibung der Verpackung Descriptions	Frachtstücke	Bruttogewicht	Nettogewicht
Composition	Code	Description	Emballage	N. de colis	Poids brut	Poids net
组成	编号	描述	包装描述	包装数量	毛重	净重
TIDY	TY160	Pensile Wall unit	Scatola in cartone bianca, pannello OSB 8 mm applicato sul fondo, angolari in polistirolo a copertura degli spigoli White cardboard box, 8 mm OSB panel applied on the bottom, corners in polystyrene and edge protection	1	52,9	32
WISH	WH90	Top scatolare con lavabo integrato completo di staffe per montaggio Box-shaped countertop with built-in washbasin, complete with mounting brackets	Cassa di legno tipo OSB, protezioni interne in polistirolo Wooden crate in OSB, internal cushioning in polystyrene	1	47	22,5
	WH120			1	57,4	28,2
	WH140			1	63,5	32,1
	WH90			1	47	22,5
	WH120			1	57,4	28,2
	WH140			1	63,5	32,1
ZENITH	ZE60L	Lavabo da appoggio rettangolare Rectangular countertop washbasin	Cassa di legno tipo OSB, protezioni interne in polistirolo Wooden crate in OSB, internal cushioning in polystyrene	1	22,9	12,7

IMBALLI

PACKAGING | VERPACKUNGEN | EMBALLAGES | 包装

Composizione Composition Zusammensetzung Composition 组成	Codice Code Artikelnummer Code 编号	Descrizione Description Beschreibung Description 描述	Descrizione Imballo Packaging Descriptions Beschreibung der Verpackung Descriptions Emballage 包装描述	N. Colli N° of boxes Frachtstücke N. de colis 包装数量	Peso lordo Gross weight Bruttogewicht Poids brut 毛重	Peso netto Net weight Nettogewicht Poids net 净重
JOY HO.RE.CA	JH90T	Top scatolare con 1 lavabo integrato completo di staffe per montaggio	Cassa di legno tipo OSB, protezioni interne in polistirolo Wooden crate in OSB, internal cushioning in polystyrene	1	33,6	18,35
	JH120T			1	49,9	23,9
	JH140T			1	55,4	26,4
	JH160T	1		57,6	29,4	
	JYD160T	Top scatolare con doppio lavabo integrato completo di staffe per montaggio		1	63,9	35,7
	JYD180T	Box-shaped countertop with double integrated washbasin, complete with brackets for assembly		1	71,4	37,7
GLAD HO.RE.CA	GH90	Monoblocco con 1 lavabo integrato Vanity unit with 1 integrated washbasin	Scatola in cartone bianca, pannello OSB 8 mm applicato sul fondo, angolari in polistirolo a copertura degli spigoli White cardboard box, 8 mm OSB panel applied on the bottom, corners in polystyrene and edge protection	1	36,55	21,2
	GH120			1	54,3	27,2
	GH140			1	59	30
	GH160			1	61,5	33,3
	GHD160	Monoblocco con 2 lavabi Vanity unit with 2 washbasins		1	67,8	39,9
	GHS90	Struttura di supporto con mensola Steel support with porcelain stoneware shelf		1	40	28
	GHS120			1	48,8	35,8
	GHS140			1	55	41
GHS160	1		61,2	46,2		

Bathmood

GRES PORCELLANATO MIRAGE CARATTERISTICHE TECNICHE

TECHNICAL SPECIFICATIONS | TECHNISCHE EIGENSCHAFTEN | CARACTÉRISTIQUES TECHNIQUES | 技术特征

STANDARD EN 14411 - G

CARATTERISTICHE TECNICHE TECHNICAL DATA TECHNISCHE DATEN CARACTÉRISTIQUES TECHNIQUES 技术特征	NORMA STANDARD NORM NORME 标准	VALORI PRESCRITTI DALLE NORME EN 14411 - G INTERNATIONAL STANDARDS EN 14411 - G INTERNATIONALE NORMWERTE EN 14411 - G VALEURS PREVUES PAR LES NORMES EN 14411 - G EN 14411 - G标准规定值	*VALORE MEDIO MIRAGE MIRAGE AVERAGE VALUE MIRAGE MITTELWERT VALEURS MOYEN MIRAGE MIRAGE平均值
CARATTERISTICHE DIMENSIONALI SIZE CHARACTERISTICS - MASSEIGENSCHAFTEN DETERMINATION DES CARACTÉRISTIQUES DIMENSIONNELLES - 尺寸特征			
LATI SIDES - SEITEN COTES - 侧边	EN ISO 10545-2	± 0,3% MAX (± 1,0 mm MAX)	CONFORME COMPLYING
SPESSORE THICKNESS - DICKE EPAISSEUR - 厚度	EN ISO 10545-2	± 5,0% MAX (± 0,5 mm MAX)	CONFORME COMPLYING
RETTILINEITÀ DEGLI SPIGOLI STRAIGHTNESS OF SIDES - GERADLINIGKEIT DER KANTEN RECTITUDE DES ARETES - 边角平直度	EN ISO 10545-2	± 0,3% MAX (± 0,8 mm MAX)	CONFORME COMPLYING
ORTOGONALITÀ RECTANGULARITY - RECHTWINKLIGKEIT PERPENDICULARITÉ - 直角度	EN ISO 10545-2	± 0,3% MAX (± 1,5 mm MAX)	CONFORME COMPLYING
PLANARITÀ SURFACE FLATNESS - EBENFLÄCHIGKEIT PLANEITE DE SURFACE - 平整度	EN ISO 10545-2	± 0,4% MAX (± 1,8 mm MAX)	CONFORME COMPLYING
ASSORBIMENTO D'ACQUA WATER ABSORPTION - WASSERAUFNAHME ABSORPTION D'EAU - 吸水率	EN ISO 10545-3	≤ 0,5%	≤ 0,05%
RESISTENZA ALLA FLESSIONE FLEXION RESISTANCE - BIEGEFESTIGKEIT RESISTANCE A LA FLEXION - 抗弯强度	EN ISO 10545-4	S ≥ 700 N (< 7,5 mm) S ≥ 1.300 N (> 7,5 mm) R ≥ 35 N/mm².	12 mm S ≥ 4500 N/mm² 6 mm S ≥ 1100 N/mm² R ≥ 48 N/mm²
RESISTENZA ALL'URTO IMPACT RESISTANCE - STOSSFESTIGKEIT RESISTANCE AUX CHOCS - 抗冲击强度	EN ISO 10545-5	VALORE DICHIARATO DECLARED VALUE	> 0,85
RESISTENZA ALL'ABRASIONE ABRASION RESISTANCE - ABRIEBFESTIGKEIT RESISTANCE A L'ABRASION - 耐磨强度	EN ISO 10545-6	≤ 175 mm³	< 145 mm³
COEFFICIENTE DI DILATAZIONE TERMICA LINEARE COEFFICIENT OF LINEAR THERMAL EXPANSION - LINEARER WÄRMEAUSSDEHNUNGSKOEFFIZIENT COEFFICIENT DE DILATATION THERMIQUE LINEAIRE - 线性热膨胀系数	EN ISO 10545-8	—	> 6x10 ⁻⁴ °C ⁻¹
RESISTENZA AGLI SBALZI TERMICI RESISTANCE TO THERMAL SHOCKS - BESTÄNDIGKEIT GEGEN TEMPERATURSCHWANKUNGEN RESISTANCE AUX CHOCS THERMIQUES - 耐热突变性	EN ISO 10545-9	TEST SUPERATO SECONDO EN ISO 10545-1 PASS ACCORDING EN ISO 10545-1	NESSUN DANNO NESSUN DAMAGE
RESISTENZA AL GELO FROST RESISTANCE - FROSTBESTÄNDIGKEIT RESISTANCE AU GEL - 耐冻性	EN ISO 10545-12	TEST SUPERATO SECONDO EN ISO 10545-1 PASS ACCORDING EN ISO 10545-1	NESSUN DANNO NESSUN DAMAGE
RESISTENZA ALL'ATTACCO CHIMICO RESISTANCE TO CHEMICALS - CHEMIKALIENBESTÄNDIGKEIT RESISTANCE A L'ATTAQUE CHIMIQUE - 耐化学品作用	EN ISO 10545-13	UB MIN.	NAT A LA HA LUC A LA SLK A LA SP A LA HA
RESISTENZA ALLE MACCHIE RESISTANCE TO STAINS - FLECKENBESTÄNDIGKEIT RESISTANCE AUX TACHES - 防污性	EN ISO 10545-14	VALORE DICHIARATO DECLARED VALUE	5
CESSIONE DI PIOMBO E CADMIO LEAD AND CADMIUM DISCHARGE - ABGABE VON BLEI UND CADMIUM PERTE DE PLOMB ET CADMIUM - 铅和镉的排放	EN ISO 10545-15	VALORE DICHIARATO DECLARED VALUE	< AL LIMITE DI RILEVAMENTO < THAN INSTRUMENT LIMIT

Per i certificati specifici, contattare Mirage S.p.A.

For specific certificates, please contact Mirage S.p.A.

Für die speziellen Zertifikate wenden Sie sich bitte an Mirage S.p.A.

Pour les certificats spécifiques, veuillez contacter Mirage S.p.A.

关于具体的证书, 请联系Mirage S.p.A.公司

194

195

NOTE

NOTES

196

INSPIRING BETTER LIVING



MIRAGE[®]
INSPIRING BETTER LIVING

Mirage Granito Ceramico S.p.a.

Uffici e Stabilimento
41026 - Pavullo (MO) ITALY
Via Giardini Nord, 225
Tel. +39 0536 29611
www.mirage.it

